MATATIELE

LOCAL MUNICIPALITY

2026/2027 QUARTERLY SECTION 52(D) REPORT

1ST QUARTER ENDED 30 SEPTEMBER 2026

TABLE OF CONTENTS

	PAGE
Glossary	3
Legislative Framework	4
SECTION 1	
Resolutions	4
Executive summary	4-7
In-year budget statement tables	8-23
SECTION 2	
Debtors Analysis	24-25
Creditors Analysis	25
Investment Portfolio	26
Grants Management	27-28
Employee Related Costs & Remuneration of Councillors	29
Supply Chain Management	30
Irregular, Fruitless and Wasteful expenditure	33-36
Indigent Management	37
Municipal Manager's quality certificate	38

GLOSSARY

Annual Budget – Prescribed in section 16 of the MFMA - the formal means by which a
Municipality approve official budget for the next three years.
Adjustment Budget – Prescribed in section 28 of the MFMA – the formal means by which a Municipality may revise its annual budget during the year.
Capital Expenditure - Spending on assets such as land, buildings and machinery. Any capital expenditure must be reflected as an asset on the Municipality's balance sheet and must be included in the asset register.
Cash Flow Statement – A statement showing when actual cash will be received and spent by the Municipality. Payments do not always coincide with budgeted expenditure timings – for example, when an invoice is received by the Municipality it is shown as expenditure in the month it is received, even though it may not be paid in the same period.
DORA – Division of Revenue Act. Annual legislation that shows the total allocations made by national to provincial and local government (see Allocations / Transfers).
Equitable Share – A general grant paid to municipalities. It is predominantly targeted to help with free basic services.
GRAP – Generally Recognised Accounting Practice. The new standard for municipal accounting.
IDP – Integrated Development Plan. The main strategic planning document of the Municipality
MBRR – Local Government: Municipal Finance Management Act (56/2003): Municipal Budget and Reporting Regulations dated April 2009.
MFMA – The Municipal Finance Management Act – Act No. 56 of 2003. The principle piece of legislation relating to municipal financial management.
mSCOA – Municipal Standard Chart of Accounts.
MTREF – Medium Term Revenue and Expenditure Framework. A medium term financial plan, usually 3 years, based on a fixed first year and indicative further two years' budget allocations. Also includes details of the previous and current years' financial position.
Vote – One of the main segments into which a budget is divided.

LEGISTLATIVE FRAMEWORK

This report has been prepared in terms of the following enabling legislation:

The municipal Finance Management Act No. 56 of 2003
Section 52(d): Quarterly budget Statements

Local Government: Municipal Finance Management Act (56/2003): Municipal budget and reporting regulations

1.1 RESOLUTIONS

This is the resolution being presented to Council in the quarterly report on the implementation of budget and financial state of affairs of the municipality as required in terms of section 52 of the Municipal Finance Management Act 56 of 2003.

Recommendations:

- That, the report on the implementation of the budget and the financial state of affairs of the municipality for the quarter ended 30 September 2026 be noted by council.
- That, the submission of section 52(d) reports and to Provincial and National Treasuries 30 days after the end of each quarter be noted by Council.
- That, the council note the withdrawal from the bank account, attached under 'Supporting Documents' in the report, in terms of Municipal Management Act, Sec11 (4)

1.2EXECUTIVE SUMMARY

2.1 Introduction

The aim if the Financial Monitoring Report (FMR) is to provide a monthly update and report on the municipality's consolidated performance in terms of the budget, indicate any material variances from Service delivery and Budget Implementation Plan (SDBIP) and provide any remedial action or corrective steps to be taken.

This report emphasizes the completeness and accuracy of all figures, guided by established procedures that ensure data is thoroughly verified and reconciled with the general ledger the end of the Quarter. To support accuracy, the following Quarter reconciliations must be completed by the responsible sections:

- Cashbook/Bank reconciliation
- Investment Reconciliation
- Debtor's Reconciliation
- Creditor's Reconciliation
- Salary Reconciliation
- Grant Reconciliation
- Unallocated Deposit Reconciliation

The compiler is responsible for presenting these figures as they appear on the ledger, any discrepancies or irregularities identified are reported to the responsible officials for investigation and correction. The report is subsequently shared with stakeholders for input and review, incorporating their recommendations where applicable. Observations and findings that may necessitate budget adjustments are tracked and updated monthly, with planned adjustments for the mid-year review clearly indicated within the report.

Consolidated Performance (Revenue & Expenditure)

Operating Budget

Revenue by source

The total annual approved budget is **R 694,996,667.** The revenue recognised for the quarter ended 30 September 2026 is **R 239,405,584.** (including capital transfers). This represents **34%** of the approved revenue budget. The revenue performance for the reporting period is above the anticipated quarterly target, mainly due to Equitable Share received for Quarter 1. The total revenue received to date is **34%**

Operating Expenditure by type

The municipality's approved expenditure budget is **R 645,769,959.** The actual expenditure incurred for the quarter ending 30 September 2026 amounts to **R 112,264,533** when measured against the approved budget this represents **17%** of the approved operating budget. Expenditure performance for the reporting period is below the anticipated quarterly target of **25%**, due municipality less expenditure on Contracted Services, Operational Cost , Inventory Consumed due to procurement processes that are underway and accounting of non-cash items such as debt impairments, depreciation and impairments that will be processed at year end. Expenditure incurred to date stands at **17%** of the approved operating expenditure budget.

Capital Expenditure

The total approved capital budget is **R 157,089,364** for the year. The Municipality incurred expenditure of **R 14,896,855** for the quarter ended 30 September 2026, this represents **9%** of the approved capital expenditure budget. The expenditure incurred is below the expected **25%** performance for the quarter due to projects not yet appointed others on tender stage. Quarterly projections for year-to-date budgets is based on trend methodology. The total YTD spending is **9%** of the approved capital expenditure.

Capital expenditure funding.

- The MIG capital grant allocation for the financial year is **R 67,208,700** as per Dora Allocation. The spending for 1st quarter ending 30 September 2026 is

  R 5,773,302 which represents **9%** for the 1st Quarter **(VAT Exclusive)**. YTD spending is **9%** of the total allocation
- Disaster recovery grant was allocated from the unspent funds on the 2025/2026 allocation a budget amount of **R 29,890,664** for the year. The grant reflects **R 7,745,583** spending for 1st quarter at the end of 30 September 2026 which represent **26%** expenditure for the quarter. Total YTD expenditure is **26%** of the allocation.
- The Library Capital Grant allocation of **R 100,000** was allocated. The grant reflects no expenditure at the end of 1st quarter ended 30 September 2026. Total YTD expenditure is **0%** of the allocation.

- Capital Replacement Reserves (CRR) for the financial year is allocated total budget amount of **R 59,764,000**, the total spending for the quarter ended 30 September 2026 is **R 1,377,970** which represent **7%.** Expenditure to date is **7%** of the total allocation

Capital Expenditure material variances

The Capital Expenditure for the 2026/2027 financial year is which implies that the capital expenditure incurred is significantly below the projection, variance is due to delays in In the procurement processes , expected to improve in the second quarter ..

Function	Sum of TotalBudget	July	August	September	Total Actual
CORE FUNCTION: SOLID WASTE REMOVAL	3 176 000.00	-	-	-	-
Community and Social Services: Community Governance(3096)	-	-	-	-	-
Community Halls and Facilities:Public Amenities (3005)	746 000.00	-	-	-	-
Energy Sources: Electricity (4040)	17 800 000.00	-	-	-	-
Finance and Administration: Information Technology (2540)	5 850 000.00	-	-	-	-
Finance and Administration: Administrative and Corporate Support(25	480 000.00	-	-	-	-
Finance and Administration: Asset Mangement and Reporting (2015)	-	-	-	-	-
Finance and Administration: Council Support (2541)	490 000.00	-	-	-	-
Finance and Administration: Finance Governance (2030)	50 000.00	-	-	-	-
Finance and Administration: Human Resources (2535)	258 000.00	-	-	-	-
Finance and Administration: SCM & Expenditure (2025)	2 136 000.00	-	-	-	-
Finance and Adminstration: Revenue and Debt Management (2020)	1 036 000.00	-	-	-	-
Finance:Budget & Treasury (2010)	-	-	-	-	-
Governance Function:INTERNAL AUDIT (1030)	2 036 000.00	-	-	-	-
Legal Services:Legal Services (1042)	41 500.00	-	-	-	-
Marketing; Customer Relations; Publicity and Media Co-ordination:co	965 000.00	-	-	-	-
Planning and Development: LED (3520)	2 072 000.00	-	-	-	-
Planning and Development: Planning (3510)	3 520 000.00	-	-	-	-
Planning and Development: Planning Governance (3540)	150 000.00	-	-	-	-
Public Safety: Civil Defence (3074)	3 450 000.00	-	-	-	-
Risk Management:FINANCE AND ADMINISTRATION RISK AND M&E (10	41 500.00	-	-	-	-
Road Transport: Project Operations & Mainnt(4010)	39 282 664.00	997 970.31	4 948 361.71	2 797 221.16	8 743 553.18
Roads:Project Management Unit	67 208 700.00	-	1 379 036.13	4 394 265.93	5 773 302.06
Town Planning; Building Regulations and Enforcement; and City Engine	6 300 000.00	-	379 999.92	-	379 999.92
Grand Total	**157 089 364.00**	**997 970.31**	**6 707 397.76**	**7 191 487.09**	**14 896 855.16**
					9%

The table below is an analysis per business unit –

Summary of Capital Expenditure relates to 2026-2027 financial year.

The approved capital budget includes Capital Replacement Reserve.

Grant Funded Projects (MIG PROJECTS)

MIG Capital Project	1st Quarter Status
High Mast Lights	Planning Stage
High Mast Lights	Planning Stage
Rehabiltation of Cedarville internal streets phase 2	Project under construction at 8% complete
Rehabilitation of Matatiele internal Streets Cluster 2	Procurement stage
Chibini Goxe Access Road	Project under construction at 10% complete

Mgubho Access Road	Planning Stage
Maphokong Access Road and Bridge	Project under construction at 10% complete
Hlomendlini Access Road	Planning Stage
Motsekoa Access Road and Bridge	Planning Stage
Mountain Lake Access Road	Planning Stage
Mahangwe Sport Centre	Planning Stage
Construction of Cedarville Internal Streets Phase 4	Project under construction at 75% complete

Grant Funded Projects (Integrated National Electrification Programme Grant) INEP

INEP Capital Projects	1st Quarter 2026 Status
Gwadana HH	Awaiting SCM to appoint service provider
Hebron HH	Awaiting SCM to appoint service provider
Sijoka HH & Link line	Awaiting SCM to appoint service provider

Disaster Response Grant

Disaster Capital Projects	1st Quarter 2026 Status
Mvenyane Access Road and Bridge Recovery	Project under construction, physical progress on site 82%
Lugada to Mahlabathini and Bridge Recovery	Project under construction, physical progress on site 92%
Tlakanelo Access Road & Bridge	Project under construction, physical progress on site 75%
Sifolweni Access Road	Project under construction, physical progress on site 72%
Motsing Access Road	Project under construction, physical progress on site 75%
Rholweni Access Road	Project under construction, physical progress on site 100%
Sekhutlong Access Road	Project under construction, physical progress on site 79%
Tsita-pehong access road	Project under construction,physical progress on site 75%
Zitapile Access Road (MDRG)	Project under construction,physical progress on site 50%

Internal Funded Capital Projects

Capital Replacements Reserves Projects	1st Quarter 2026 Status
Mountain Lake Jetty	Procurement Stage
LUNDA ACCESS ROAD	RFQ Issued
LICENSINGOFFICES	Procurement Stage
Tlakanelo Access Road & Bridge	Project under construction,physical progress on site 75%
Zitapile Access Road (CRR)	Project under construction,physical progress on site 50%
Lugada Mahlabathini Bridge CRR	Project under construction,physical progress on site 85%
Motsing Access Road (CRR)	Project under construction,physical progress on site 75%
Mbizeni Concrete Slab	RFQ Issued
Renovation of Town Hall	Practical completion stage
Renovation of Maluti office	Procurement Stage
Boreholes	Procurement Stage
Mphotshongweni Bridge (Rashule)	Design completed
Shenxa Electrification	Procurement Stage
Refurbishment of Matatiele Substation	Procurement Stage
TRANSFORMER INFRA	Procurement Stage
Aircons	Recuring Stage
Roadblock Trailor	Procurement Stage
MUNICIPAL FLEET	Procurement Stage

PART 2 –
IN-YEAR BUDGET STATEMENTS

2.1 Table C1 Monthly Budget Statement Summary -M03 -Quarter 1

EC441 Matatiele - Table C2 Monthly Budget Statement - Financial Performance (functional classification) - M03 - Quarter 1

Description	Ref	2025/26	Budget Year 2026/27							
R thousands	1				Quarter 1	YearTD actual			%	
Revenue - Functional										
Governance and administration		418 929	428 480	–	184 569	184 569	107 120	77 449	72%	428 480
Executive and council		–	–	–	–	–	–	–		–
Finance and administration		418 929	428 480	–	184 569	184 569	107 120	77 449	72%	428 480
Internal audit		–	–	–	–	–	–	–		–
Community and public safety		14 208	16 594	–	5 633	5 633	4 149	1 484	36%	16 594
Community and social services		8 855	7 966	–	4 976	4 976	1 992	2 984	150%	7 966
Sport and recreation		–	–	–	–	–	–	–		–
Public safety		5 353	8 628	–	657	657	2 157	(1 500)	-70%	8 628
Housing		–	–	–	–	–	–	–		–
Health		–	–	–	–	–	–	–		–
Economic and environmental services		112 273	9 284	–	1 599	1 599	2 321	(722)	-31%	9 284
Planning and development		3 769	5 737	–	446	446	1 434	(988)	-69%	5 737
Road transport		108 504	3 547	–	1 153	1 153	887	266	30%	3 547
Environmental protection		–	–	–	–	–	–	–		–
Trading services		123 123	143 313	–	32 040	32 040	35 828	(3 789)	-11%	143 313
Energy sources		109 459	127 983	–	28 964	28 964	31 996	(3 032)	-9%	127 983
Water management		–	–	–	–	–	–	–		–
Waste water management		–	–	–	–	–	–	–		–
Waste management		13 664	15 330	–	3 076	3 076	3 833	(757)	-20%	15 330
Other	4	–	–	–	–	–	–	–		–
Total Revenue - Functional	2	668 533	597 671	–	223 840	223 840	149 418	74 423	50%	597 671
Expenditure - Functional										
Governance and administration		274 934	283 005	–	52 315	52 315	70 751	(18 436)	-26%	283 005
Executive and council		32 238	34 137	–	9 404	9 404	8 534	870	10%	34 137
Finance and administration		238 779	243 881	–	41 520	41 520	60 970	(19 450)	-32%	243 881
Internal audit		3 917	4 988	–	1 391	1 391	1 247	144	12%	4 988
Community and public safety		74 988	54 600	–	13 253	13 253	13 650	(397)	-3%	54 600
Community and social services		49 400	26 858	–	6 523	6 523	6 714	(191)	-3%	26 858
Sport and recreation		–	–	–	–	–	–	–		–
Public safety		25 588	27 742	–	6 730	6 730	6 936	(206)	-3%	27 742
Housing		–	–	–	–	–	–	–		–
Health		–	–	–	–	–	–	–		–
Economic and environmental services		106 077	132 889	–	10 134	10 134	33 222	(23 088)	-69%	132 889
Planning and development		36 668	36 711	–	4 531	4 531	9 178	(4 647)	-51%	36 711
Road transport		69 409	96 178	–	5 603	5 603	24 044	(18 441)	-77%	96 178
Environmental protection		–	–	–	–	–	–	–		–
Trading services		161 145	175 276	–	36 562	36 562	43 819	(7 257)	-17%	175 276
Energy sources		134 741	151 312	–	31 917	31 917	37 828	(5 911)	-16%	151 312
Water management		–	–	–	–	–	–	–		–
Waste water management		–	–	–	–	–	–	–		–
Waste management		26 404	23 964	–	4 645	4 645	5 991	(1 346)	-22%	23 964
Other		–	–	–	–	–	–	–		–
Total Expenditure - Functional	3	617 143	645 770	–	112 265	112 265	161 442	(49 178)	-30%	645 770
Surplus/ (Deficit) for the year		51 390	(48 099)	–	111 576	111 576	(12 025)	123 600	-1028%	(48 099)

The above table provides a concise overview of the monthly actual, year-to-date actual of the operating expenditure, capital expenditure, and age analysis. The full year forecast as seen the table above takes in the account the original budget less the YTD budget plus the YTD actuals, this therefore gives a projection based on the TYD performance on how the municipality will perform for the financial year in terms of the original budget.

2.1.2 Table C2 Monthly Budget Statement –Financial Performance (Functional Class) M03 -Quarter 1

EC441 Matatiele - Table C2 Monthly Budget Statement - Financial Performance (functional classification) - M03 - Quarter 1

Description	Ref	2025/26	Budget Year 2026/27							
R thousands	1	Audited Outcome	Original Budget	Adjusted Budget	Quarter 1	YearTD actual	YearTD budget	YTD variance	YTD variance %	Full Year Forecast
Revenue - Functional										
Governance and administration		418 929	428 480	–	184 569	184 569	107 120	77 449	72%	428 480
Executive and council		–	–	–	–	–	–	–		–
Finance and administration		418 929	428 480	–	184 569	184 569	107 120	77 449	72%	428 480
Internal audit		–	–	–	–	–	–	–		–
Community and public safety		14 208	16 594	–	5 633	5 633	4 149	1 484	36%	16 594
Community and social services		8 855	7 966	–	4 976	4 976	1 992	2 984	150%	7 966
Sport and recreation		–	–	–	–	–	–	–		–
Public safety		5 353	8 628	–	657	657	2 157	(1 500)	-70%	8 628
Housing		–	–	–	–	–	–	–		–
Health		–	–	–	–	–	–	–		–
Economic and environmental services		112 273	9 284	–	1 599	1 599	2 321	(722)	-31%	9 284
Planning and development		3 769	5 737	–	446	446	1 434	(988)	-69%	5 737
Road transport		108 504	3 547	–	1 153	1 153	887	266	30%	3 547
Environmental protection		–	–	–	–	–	–	–		–
Trading services		123 123	143 313	–	32 040	32 040	35 828	(3 789)	-11%	143 313
Energy sources		109 459	127 983	–	28 964	28 964	31 996	(3 032)	-9%	127 983
Water management		–	–	–	–	–	–	–		–
Waste water management		–	–	–	–	–	–	–		–
Waste management		13 664	15 330	–	3 076	3 076	3 833	(757)	-20%	15 330
Other	4	–	–	–	–	–	–	–		–
Total Revenue - Functional	2	668 533	597 671	–	223 840	223 840	149 418	74 423	50%	597 671
Expenditure - Functional										
Governance and administration		274 934	283 005	–	52 315	52 315	70 751	(18 436)	-26%	283 005
Executive and council		32 238	34 137	–	9 404	9 404	8 534	870	10%	34 137
Finance and administration		238 779	243 881	–	41 520	41 520	60 970	(19 450)	-32%	243 881
Internal audit		3 917	4 988	–	1 391	1 391	1 247	144	12%	4 988
Community and public safety		74 988	54 600	–	13 253	13 253	13 650	(397)	-3%	54 600
Community and social services		49 400	26 858	–	6 523	6 523	6 714	(191)	-3%	26 858
Sport and recreation		–	–	–	–	–	–	–		–
Public safety		25 588	27 742	–	6 730	6 730	6 936	(206)	-3%	27 742
Housing		–	–	–	–	–	–	–		–
Health		–	–	–	–	–	–	–		–
Economic and environmental services		106 077	132 889	–	10 134	10 134	33 222	(23 088)	-69%	132 889
Planning and development		36 668	36 711	–	4 531	4 531	9 178	(4 647)	-51%	36 711
Road transport		69 409	96 178	–	5 603	5 603	24 044	(18 441)	-77%	96 178
Environmental protection		–	–	–	–	–	–	–		–
Trading services		161 145	175 276	–	36 562	36 562	43 819	(7 257)	-17%	175 276
Energy sources		134 741	151 312	–	31 917	31 917	37 828	(5 911)	-16%	151 312
Water management		–	–	–	–	–	–	–		–
Waste water management		–	–	–	–	–	–	–		–
Waste management		26 404	23 964	–	4 645	4 645	5 991	(1 346)	-22%	23 964
Other		–	–	–	–	–	–	–		–
Total Expenditure - Functional	3	617 143	645 770	–	112 265	112 265	161 442	(49 178)	-30%	645 770
Surplus/ (Deficit) for the year		51 390	(48 099)	–	111 576	111 576	(12 025)	123 600	-1028%	(48 099)

The table provides an overview of the quarterly actual, year to date actual and year to date budget of revenue by source and expenditure by type for the quarter ended 30 September 2026. The full year forecast provides a guideline in terms of overall performance, and it gives an overview of whether the municipality will be able to spend as per the budget. The expenditure for the quarter ending 30 September 2026 is **R 112,264,533** and revenue is **R 239,405,584.**

2.1.3 C3 Monthly Budget Statement –Financial Performance (revenue and expenditure by municipal vote) -M03 -Quarter 1

EC441 Matatiele - Table C3 Monthly Budget Statement - Financial Performance (revenue and expenditure by municipal vote) - M03 - Quarter 1

Vote Description	Ref	2025/26	Budget Year 2026/27							
R thousands		Audited Outcome	Original Budget	Adjusted Budget	Quarter 1	YearTD actual	YearTD budget	YTD variance	YTD variance %	Full Year Forecast
Revenue by Vote	1									
Vote 1 - Executive Council		–	–	–	–	–	–	–		–
Vote 2 - Finance and Admin		418 591	427 580	–	184 534	184 534	106 895	77 639	72.6%	427 580
Vote 3 - Corporate		338	900	–	35	35	225	(190)	-84.5%	900
Vote 4 - Development and Planning		3 769	5 737	–	446	446	1 434	(988)	-68.9%	5 737
Vote 5 - Community		27 872	31 924	–	8 709	8 709	7 981	728	9.1%	31 924
Vote 6 - Infrastructure		217 963	131 530	–	30 117	30 117	32 882	(2 766)	-8.4%	131 530
Vote 7 - Internal Audit		–	–	–	–	–	–	–		–
Vote 8 -		–	–	–	–	–	–	–		–
Vote 9 -		–	–	–	–	–	–	–		–
Vote 10 -		–	–	–	–	–	–	–		–
Vote 11 -		–	–	–	–	–	–	–		–
Vote 12 -		–	–	–	–	–	–	–		–
Vote 13 -		–	–	–	–	–	–	–		–
Vote 14 -		–	–	–	–	–	–	–		–
Vote 15 -		–	–	–	–	–	–	–		–
Total Revenue by Vote	2	**668 533**	**597 671**	**–**	**223 840**	**223 840**	**149 418**	**74 423**	**49.8%**	**597 671**
Expenditure by Vote	1									
Vote 1 - Executive Council		32 238	34 137	–	9 404	9 404	8 534	870	10.2%	34 137
Vote 2 - Finance and Admin		153 769	137 436	–	19 320	19 320	34 359	(15 039)	-43.8%	137 436
Vote 3 - Corporate		85 010	106 445	–	22 200	22 200	26 611	(4 411)	-16.6%	106 445
Vote 4 - Development and Planning		36 668	36 711	–	4 531	4 531	9 178	(4 647)	-50.6%	36 711
Vote 5 - Community		101 392	78 564	–	17 898	17 898	19 641	(1 743)	-8.9%	78 564
Vote 6 - Infrastructure		204 150	247 490	–	37 521	37 521	61 872	(24 352)	-39.4%	247 490
Vote 7 - Internal Audit		3 917	4 988	–	1 391	1 391	1 247	144	11.6%	4 988
Vote 8 -		–	–	–	–	–	–	–		–
Vote 9 -		–	–	–	–	–	–	–		–
Vote 10 -		–	–	–	–	–	–	–		–
Vote 11 -		–	–	–	–	–	–	–		–
Vote 12 -		–	–	–	–	–	–	–		–
Vote 13 -		–	–	–	–	–	–	–		–
Vote 14 -		–	–	–	–	–	–	–		–
Vote 15 -		–	–	–	–	–	–	–		–
Total Expenditure by Vote	2	**617 143**	**645 770**	**–**	**112 265**	**112 265**	**161 442**	**(49 178)**	**-30.5%**	**645 770**
Surplus/ (Deficit) for the year	2	**51 390**	**(48 099)**	**–**	**111 576**	**111 576**	**(12 025)**	**123 600**	**-1027.9%**	**(48 099)**

Reporting per municipal Vote provides details on the spending over the various functions. Expenditure by functional classification presents the expenditures by the departments.

2.1.4 C4 Monthly Budget Statement –Financial Performance (revenue and Expenditure)-M3_Quarter 1

EC441 Matatiele - Table C4 Monthly Budget Statement - Financial Performance (revenue and expenditure) - M03 - Quarter 1

Description	Ref	2025/26	Budget Year 2026/27							
R thousands		Audited Outcome	Original Budget	Adjusted Budget	Quarter 1	YearTD actual	YearTD budget	YTD variance	YTD variance %	Full Year Forecast
Revenue										
Exchange Revenue										
Service charges - Electricity		94 534	95 616	–	20 705	20 705	23 904	(3 199)	-13%	95 616
Service charges - Water		–	–	–	–	–	–	–		–
Service charges - Waste Water Management		–	–	–	–	–	–	–		–
Service charges - Waste management		11 854	15 000	–	3 020	3 020	3 750	(730)	-19%	15 000
Sale of Goods and Rendering of Services		21 684	882	–	185	185	221	(35)	-16%	882
Agency services		1 505	1 800	–	145	145	450	(305)	-68%	1 800
Interest		–	–	–	–	–	–	–		–
Interest earned from Receivables		2 503	2 200	–	437	437	550	(113)	-21%	2 200
Interest from Current and Non Current Assets		13 565	28 813	–	5 929	5 929	7 203	(1 274)	-18%	28 813
Dividends		–	–	–	–	–	–	–		–
Rent on Land		235	–	–	–	–	–	–		–
Rental from Fixed Assets		1 542	2 250	–	881	881	563	319	57%	2 250
Licence and permits		1 863	4 126	–	145	145	1 031	(887)	-86%	4 126
Special Rating Levies		–	–	–	–	–	–	–		–
Construction Contract Revenue		–	–	–	–	–	–	–		–
Development Charges		–	–	–	–	–	–	–		–
Operational Revenue		808	1 455	–	34	34	364	(330)	-91%	1 455
Non-Exchange Revenue								–		
Property rates		57 250	63 250	–	43 422	43 422	15 812	27 610	175%	63 250
Surcharges and Taxes		–	–	–	–	–	–	–		–
Fines, penalties and forfeits		2 034	3 048	–	385	385	762	(377)	-49%	3 048
Licence and permits		(0)	35	–	1	1	9	(7)	-84%	35
Transfers and subsidies - Operational		330 823	323 930	–	135 916	135 916	80 982	54 934	68%	323 930
Interest		25 524	20 000	–	4 527	4 527	5 000	(473)	-9%	20 000
Fuel Levy		–	–	–	–	–	–	–		–
Operational Revenue		–	–	–	–	–	–	–		–
Gains on disposal of Fixed and Intangible Assets		(5 694)	–	–	–	–	–	–		–
Other Gains		3 811	–	–	–	–	–	–		–
Discontinued Operations		–	–	–	–	–	–	–		–
Total Revenue (excluding capital transfers and contributions)		**563 839**	**562 404**	**–**	**215 734**	**215 734**	**140 681**	**75 133**	**53%**	**562 404**
Expenditure By Type										
Employee related costs		174 538	190 849	–	45 463	45 463	47 712	(2 249)	-5%	190 849
Remuneration of councillors		24 073	25 108	–	6 030	6 030	6 277	(246)	-4%	25 108
Bulk purchases - electricity		99 182	99 000	–	27 109	27 109	24 750	2 359	10%	99 000
Inventory consumed		6 013	6 581	–	461	461	1 645	(1 184)	-72%	6 581
Debt impairment		207	–	–	–	–	–	–		–
Depreciation and amortisation		94 942	70 322	–	–	–	17 580	(17 580)	-100%	70 322
Interest		4 653	–	–	–	–	–	–		–
Contracted services		126 358	170 428	–	19 428	19 428	42 607	(23 179)	-54%	170 428
Transfers and subsidies		–	–	–	–	–	–	–		–
Irrecoverable debts written off		17 046	6 500	–	–	–	1 625	(1 625)	-100%	6 500
Operational costs		58 731	76 983	–	13 772	13 772	19 246	(5 474)	-28%	76 983
Disposal of Fixed and Intangible Assets		11 398	–	–	–	–	–	–		–
Other Losses		3	–	–	–	–	–	–		–
Total Expenditure		**617 143**	**645 770**	**–**	**112 265**	**112 265**	**161 442**	**(49 178)**	**-30%**	**645 770**
Surplus/(Deficit)		**(53 304)**	**(83 366)**	**–**	**103 469**	**103 469**	**(20 841)**	**124 311**	**-596%**	**(83 366)**
Transfers and subsidies - capital (monetary allocations)		104 694	97 325	–	15 565	15 565	24 331	(8 766)	-36%	97 325
Transfers and subsidies - capital (in-kind)		–	–	–	–	–	–	–		–
Surplus/(Deficit) after capital transfers & contributions		**51 390**	**13 960**	**–**	**119 035**	**119 035**	**3 490**			**13 960**
Income Tax		–	–	–	–	–	–	–		–
Surplus/(Deficit) after income tax		**51 390**	**13 960**	**–**	**119 035**	**119 035**	**3 490**			**13 960**
Share of Surplus/Deficit attributable to Joint Venture		–	–	–	–	–	–	–		–
Share of Surplus/Deficit attributable to Minorities		–	–	–	–	–	–	–		–
Surplus/(Deficit) attributable to municipality		**51 390**	**13 960**	**–**	**119 035**	**119 035**	**3 490**			**13 960**
Share of Surplus/Deficit attributable to Associate		–	–	–	–	–	–	–		–
Intercompany/Parent subsidiary transactions		–	–	–	–	–	–	–		–
Surplus/ (Deficit) for the year		**51 390**	**13 960**	**–**	**119 035**	**119 035**	**3 490**			**13 960**

The total actual Revenue billed and/or collected for the quarter ended 30 September is **R 223,840,326** excluding of capital and subsidies against original budget of **R 597,671,303** this represents **37%** on operational revenue The revenue performance for the reporting period is above the anticipated quarterly target, mainly due to receipt of Equitable share 1st tranche services. Revenue received to date is **37%** of the approved revenue budget

Total approved budget on capital revenue transfers and subsidies is **R 97,325,364.** The total revenue of **R 15,565,258** was recognised for the quarter, representing **16%** of the total budget. This performance is below the expected level for the quarter, mainly due to a less this is due to less capital projects being recognised in the 1st quarter. Total YTD revenue is **16%** of the approved capital revenue budget.

The municipality's approved expenditure budget of **R 645,769,959.** The actual expenditure incurred for the quarter ending 30 September 2026 amount to **R 112,264,533** when measured against the approved budget this represents **17%** of the approved operating budget. Expenditure performance for the reporting period is below the anticipated quarterly target **25%**, due to municipality less expenditure on contracted services, no expenditure on depreciation & debt written off. Expenditure incurred to date stands at **17%** of the approved operating expenditure budget

Revenue by Source

Revenue by source explains the types of income budgeted for and the performance of these individually.

Revenue by Source
Property Rates

Property rates is a major source of the municipality's own revenue and represent **9%** of the total own revenue budget. Property rates raised/billed amounted to **R 43,422,085** for the 1st quarter ended **30 September 2026**, against an approved annual budget of **R 63,250,000**. This represents **69%** of the approved budget for this revenue source, which is above the anticipated quarterly target of **25%**. The variance is attributable to the municipality's billing cycle, as property rates are billed over a **10-month period**, from July 2026 to April 2027, for both annual and quarterly ratepayers. As a result, property rates billings are generated during July were high. Revenue collected from property rates amounted to **R 17,914,125** during the fourth quarter, including the collection of outstanding debt, this represents **69%** when measured against Property rates billed for the quarter.



Service Charges

Revenue from service charges amounted to **R 23,724,752** against the approved budget of **R 110,615,684**. This represents **21%** of the approved budget for the quarter, which is slightly below the anticipated quarterly target of **25%**. The underperformance is mainly attributable to lower-than-anticipated revenue from electricity sales. Total YTD revenue is **21%** of the revenue budget.

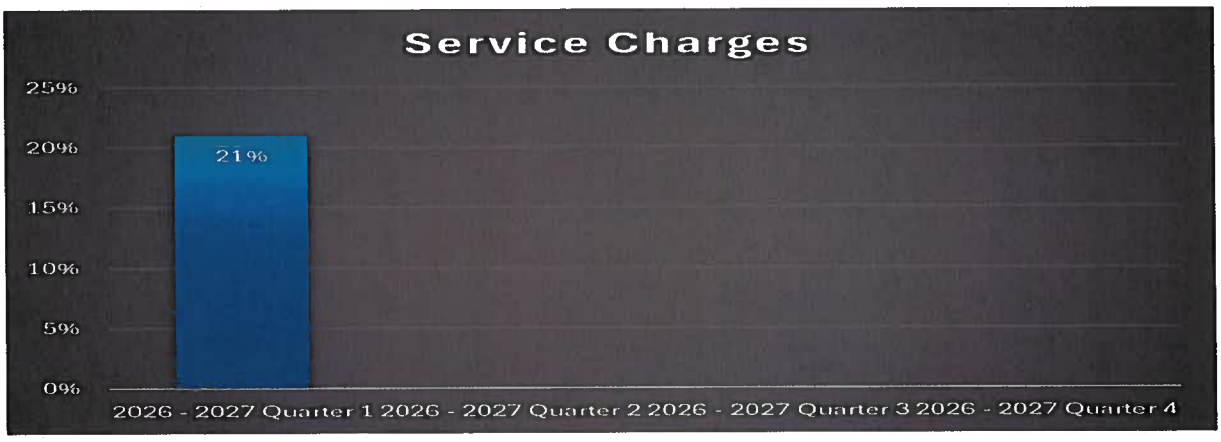

Agency Services

The approved budget for Agency Services amounts to **R1,800,000,** relating to commission received from the Department of Transport. Revenue recognised from agency fees amounted to **R 145,267** for the fourth quarter ended 30 September 2026. This represents **8%** of the approved annual budget, which is below the anticipated quarterly target of **25%,** delay in the implementation of housing projects in the reporting period. As at Quarter 1 ending 30 September 2026, year-to-date revenue from Agency Services represents **8%** of the approved annual revenue budget.



Rental from facilities

Rental of facilities and equipment approved budget is **R 2,250,000.** The revenue for the 1st quarter amounted to **R 881,300** has been recognised, this represent **39%%** which is more than **25%** expected performance for the quarter due amount received in advance for leased vacant land to a recycling company. Total YTD revenue is **39%** of the revenue budget for this revenue source.



Interest on Investments

The total approved budget on Interest and investments is **R 28,812,996** and the interest received for the 1st quarter ended September 2026 is **R 5,929,436** which represents **21%** this is less than **25%** expected performance for the quarter due to less investments resulting to less interest revenue, hence the variance. Total YTD revenue is **21%** of the revenue budget for this revenue source.



Interest on Outstanding Debtors

Interest on non-payment of electricity and property rates has been raised quarterly which amounts to **R 4,964,179** has been posted on the interest on arrears with the approved budget allocation of **R 22,200,000** which represents **22%** less expected performance when measured against the **25%** Quarter projection due to less revenue under interest on electricity and property rates receivables. Total YTD revenue is **22%** of the revenue budget for this revenue source.



Fines & Penalties

Revenue from fines, penalties and forfeits has an approved budget of **R 3,048,000**. The cash receipts for traffic fines issued is **R 385,153** represents **13%** this is less than expected performance for the quarter. The variance is due to less municipal traffic fines raised/issued. Total YTD revenue is **13%** of the revenue budget for this revenue source.

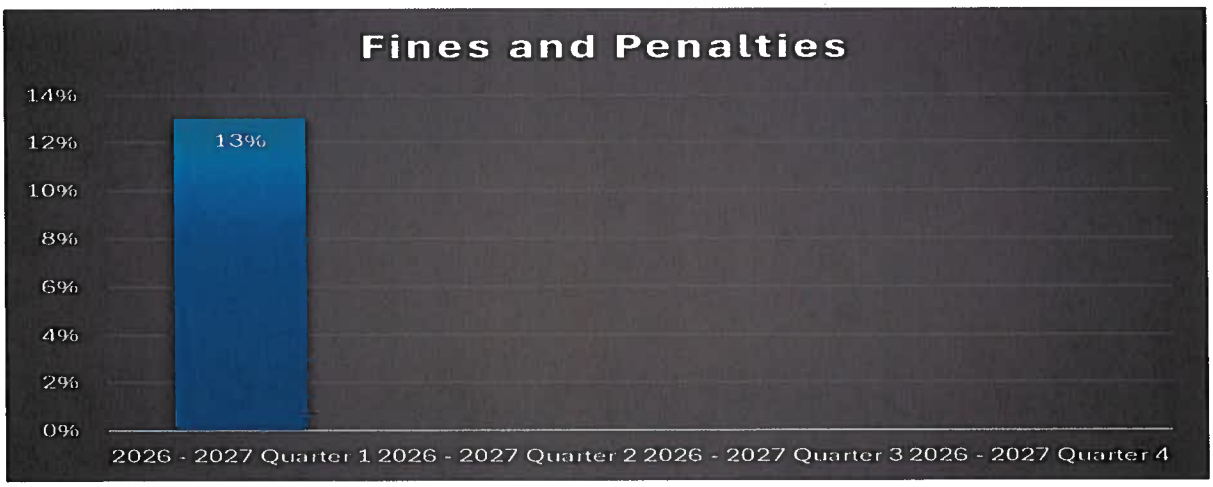

Licenses and Permits

The total approved budget for licences and permits is **R 4,161,000** for budget year. The cash receipts for traffic fines issued was **R 146,312** and represents **4%** of the total revenue budget for this category. This is less than **25%** expected performance due to a less Learner licence application received for the quarter under review and less Motor vehicle registration applications for the quarter under review. Total YTD revenue is **4%** of the revenue budget for this revenue source.



Transfers and Subsidies-Operational

Total approved budget amount on transfers and subsidies budget is **R 323,929,623**. The is revenue of **R135,916,396** was recognised for the Quarter and represents **42%** of the total revenue budget on this category. Total YTD revenue is almost **42%** of the revenue budget for this revenue source.

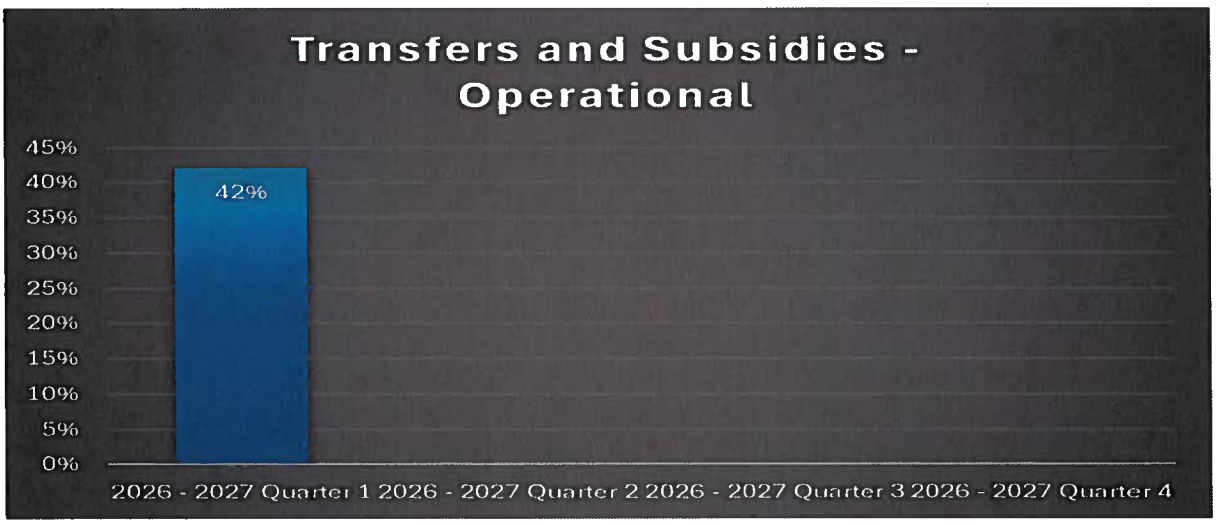

Transfers and Subsidies- Capital

Total approved budget on transfers and subsidies is **R 97,325,364**. Revenue of **R 15,565,258** was recognised for the quarter, representing **16%** of the total budget on this category. This performance is less than the expected **25%** quarterly level of performance, due less expenditure recognised on projects to be funded by Municipal infrastructure grant and the fact that procurement processes are still underway for contractors. Total YTD revenue is **16%** the revenue budget for this revenue source.

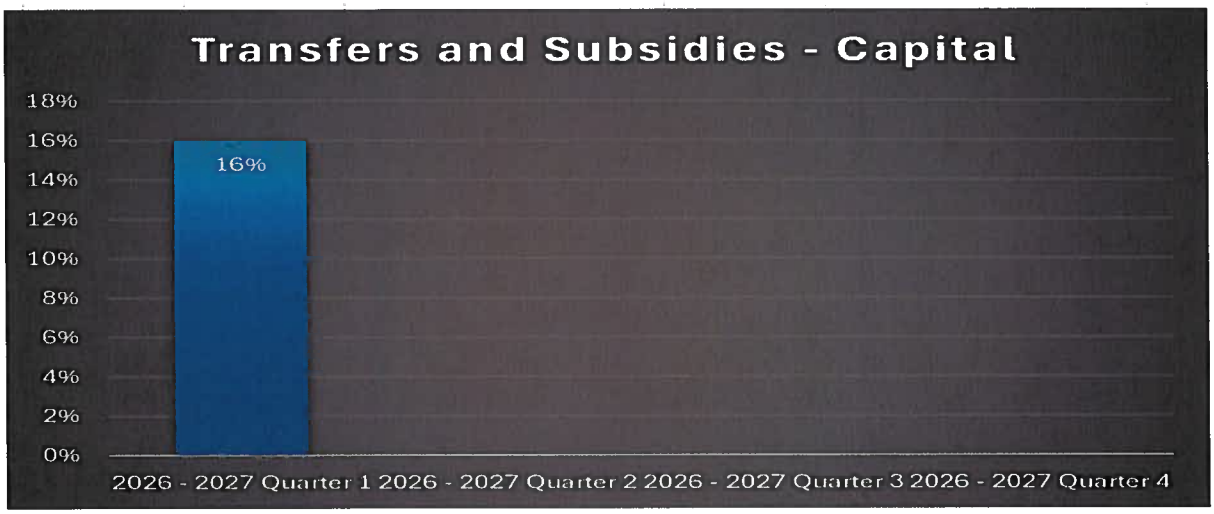

Other Revenue

The approved budget allocation **of R 2,337,000**. Other revenue amounted to **R 219,056** for the quarter, when measured against the budget allocation this represents **9%**, this is less than expected performance of **25%** for the Quarter. This is due to less revenue received under merchandising, SETA Fund and Insurance refund. The total YTD revenue is **9%.**

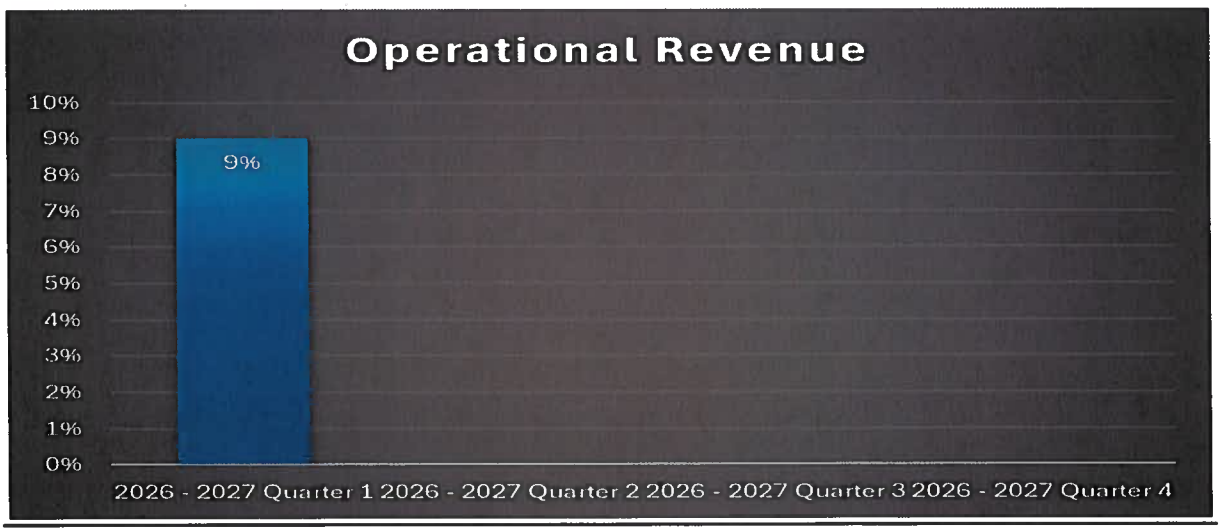

Expenditure by Type

Expenditure by type reflects operational budget per type/category of expenditure.

Employee Related Costs

Salary costs incurred – the M incurred **R 51,493,905** salary costs at the end of quarter 1 ended 30 September 2026, incurring **24%** expenditure for the quarter salary against the approved budget allocation of **R 215,956,501.** This is less then **25%** expected performance for the Quarter due to vacant positions. Total YTD is **24%** on this category.

Descreption	Total Budget	July Actuals	August Actuals	September Actuals	Total Actual
Employee Related Cost	**190 848 882.00**	**14 157 140.00**	**16 495 002.46**	**14 811 320.97**	**45 463 463.43**
Municipal Staff	181 533 297.00	13 492 602.67	15 795 714.85	14 102 132.99	43 390 450.51
Senior Management of Municipalitie	9 315 585.00	664 537.33	699 287.61	709 187.98	2 073 012.92
Remuneration of Councillors	**25 107 619.00**	**2 025 375.24**	**1 987 716.04**	**2 017 350.64**	**6 030 441.92**
Chief Whip	843 922.00	67 137.84	67 137.84	67 137.84	201 413.52
Executive Committee/Mayoral Com	5 487 214.00	341 102.19	341 102.19	341 102.19	1 023 306.57
Executive Mayor/Mayor	1 108 813.00	105 936.22	105 936.22	105 936.22	317 808.66
Section 79 committee chairperson	827 956.00	135 881.07	135 881.07	144 083.27	415 845.41
Speaker	896 899.00	71 352.32	71 352.32	71 352.32	214 056.96
Total for All Other Councillors	15 942 815.00	1 303 965.60	1 266 306.40	1 287 738.80	3 858 010.80
Total Employee Cost	**215 956 501.00**	**16 182 515.24**	**18 482 718.50**	**16 828 671.61**	**51 493 905.35**
					24%

Debt impairment

Debt Impairment is processed annually. Testing of impairment will be processed quarterly but adjusted on an annual basis.

Irrecoverable debts written off

Note that no council approved write-offs as at date of reporting.

Depreciation and Asset Impairment

No Expenditure relating to depreciation for the quarter ended 30 September 2026 against budget of **R 70,321,875**. Depreciation expenses are not recorded monthly from the beginning of the financial year but will only be accounted for during the mid-year period and year end. This will result in a bulk catch-up adjustment to recognise accumulated depreciation for prior months.

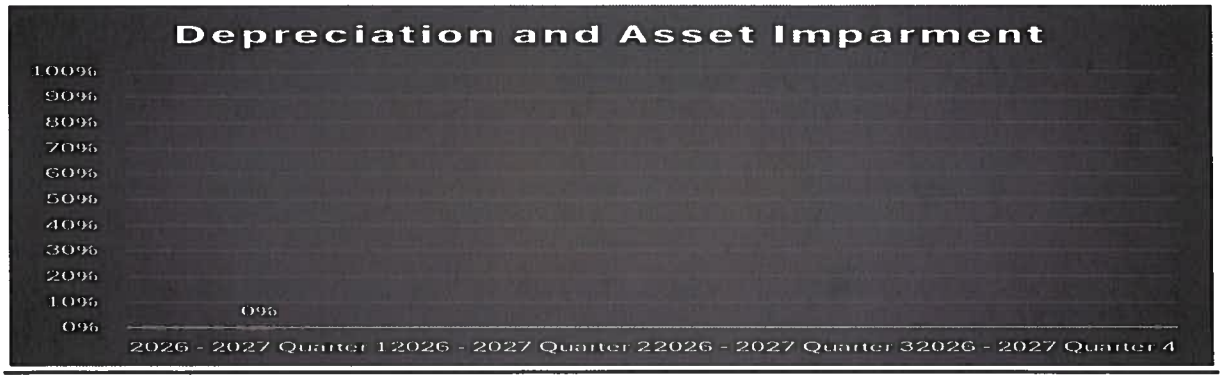

Finance Costs

No interest expenditure has been incurred in 30 September 2026. No YTD expenditure incurred.

Bulk Purchases

Total approved budget on bulk electricity purchases is **R 98,000,000** expenditure for the quarter **R 27,109,227** this represents **27%** and this is above the expected value of **25%** for the quarter due to high seasonal electricity usage. Total YTD expenditure is **27%** of the expenditure budget for this expenditure type.



Other Material

Total approved budget on other material is **R 6,580,800** and the expenditure for quarter is **R 461,173** represents **7%**. This is less than the anticipated **25%** expenditure for the quarter, due to less requests on inventory goods across the departments. Total YTD expenditure is **7%** of the expenditure budget for this expenditure source.



Contracted Services

Total approved budget on contracted services is **R 170,796,329** , the spending for the quarter amounted to **R 19,428,013** which represents **11%** of the budgeted amount. This is less than expected performance of **25%** for the quarter, due no payments made for outsourced services Electrical as the projects are not yet awarded. Total YTD expenditure is **11%** of the expenditure budget for this expenditure source.

Function	Total Budget	July Actuals	August Actuals	September Actuals	Total Actuals
CORE FUNCTION: SOLID WASTE REMOVAL	14 980 000.00	905 323.61	905 323.61	821 323.61	2 631 970.83
Community and Social Services: Community Governance(3096)	30 000.00	-	-	-	-
Community Halls and Facilities:Public Amenities (3005)	1 820 000.00	-	47 090.00	98 380.00	145 470.00
Energy Sources: Electricity (4040)	39 667 000.00	444 450.00	1 743 864.00	-	2 188 314.00
Executive and Council: Mayor and Council(1005)	300 000.00	-	-	-	-
Executive and Council: Municipal Manager (1010)	540 000.00	-	-	-	-
Finance and Administration: Information Technology (2540)	6 736 800.00	-	226 276.69	13 312.63	239 589.32
Finance and Administration: Administrative and Corporate Support(2530)	22 869 608.00	1 497 797.69	1 497 797.69	1 497 797.69	4 493 393.07
Finance and Administration: Asset Mangement and Reporting (2015)	6 000 000.00	-	795 613.04	535 095.75	1 330 708.79
Finance and Administration: Corporate Governance (2545)	30 000.00	-	-	-	-
Finance and Administration: Council Support (2541)	1 050 000.00	-	23 250.00	-	23 250.00
Finance and Administration: Finance Governance (2030)	15 590 000.00	1 737 373.27	537 373.27	1 693 386.27	3 968 132.81
Finance and Administration: Human Resources (2535)	1 980 000.00	25 000.00	82 553.30	95 800.00	203 353.30
Finance and Administration: SCM & Expenditure (2025)	4 517 400.00	21 498.76	163 685.83	677 732.88	862 917.47
Finance and Adminstration: Revenue and Debt Management (2020)	14 686 800.00	285 252.04	357 067.08	22 585.68	664 904.80
Finance:Budget & Treasury (2010)	3 120 000.00	-	-	-	-
Governance Function:INTERNAL AUDIT (1030)	1 200 000.00	80 295.07	-	400 851.26	481 146.33
Legal Services:Legal Services (1042)	5 000 000.00	80 345.66	657 429.15	-	737 774.81
Marketing; Customer Relations; Publicity and Media Co-ordination:communications and SPU (1020)	2 100 000.00	-	21 620.00	-	21 620.00
Planning and Development: LED (3520)	11 050 000.00	-	-	245 000.00	245 000.00
Planning and Development: Planning (3510)	6 890 000.00	-	-	361 312.50	361 312.50
Planning and Development: Planning Governance (3540)	30 000.00	-	-	-	-
Public Safety: Civil Defence (3074)	150 000.00	-	-	-	-
Risk Management:FINANCE AND ADMINISTRATION RISK AND M&E (1035)	5 050 000.00	31 130.00	-	25 300.00	56 430.00
ROAD TRANSPORT: INFRASTRUCTURE GOVERNANCE (4050)	40 000.00	-	-	-	-
Road Transport: Project Operations & Mainnt(4010)	3 000 000.00	-	-	431 415.95	431 415.95
Town Planning; Building Regulations and Enforcement; and City Engineer:Human Settlements and Building Controls	2 000 000.00	-	338 596.88	2 711.74	341 308.62
Total	**170 427 608.00**	**5 108 466.10**	**7 397 540.54**	**6 922 005.96**	**19 428 012.60**
					11%

Other Expenditure

Other expenditure includes all other general operational costs of the Municipality. Total approved Budget on Other expenditure is **R 76,983,175.** This expenditure amounted to **R 13,772,216** for the quarter this represents **18%** of the budget. This is less than the expected **25%** performance for the quarter due to on workmen's compensation, Provision for landfill site and public Amenities uniform. Total YTD expenditure is **18%** of the expenditure budget for this expenditure source.



2.1.5 C5 Monthly Budget Statement –Capital Expenditure (municipal vote, functional classification and funding)

EC441 Matatiele - Table C5 Monthly Budget Statement - Capital Expenditure (municipal vote, functional classification and funding) - M03 - Quarter 1

Vote Description	Ref	2025/26	Budget Year 2026/27							
R thousands	1				Quarter 1	YearTD actual				
Multi-Year expenditure appropriation	2									
Vote 1 - Executive Council		-	-	-	-	-	-	-		-
Vote 2 - Finance and Admin		-	-	-	-	-	-	-		-
Vote 3 - Corporate		-	-	-	-	-	-	-		-
Vote 4 - Development and Planning		-	-	-	-	-	-	-		-
Vote 5 - Community		-	-	-	-	-	-	-		-
Vote 6 - Infrastructure		-	-	-	-	-	-	-		-
Vote 7 - Internal Audit		-	-	-	-	-	-	-		-
Vote 8 -		-	-	-	-	-	-	-		-
Vote 9 -		-	-	-	-	-	-	-		-
Vote 10 -		-	-	-	-	-	-	-		-
Vote 11 -		-	-	-	-	-	-	-		-
Vote 12 -		-	-	-	-	-	-	-		-
Vote 13 -		-	-	-	-	-	-	-		-
Vote 14 -		-	-	-	-	-	-	-		-
Vote 15 -		-	-	-	-	-	-	-		-
Total Capital Multi-year expenditure	4,7	-	-	-	-	-	-	-		-
Single Year expenditure appropriation	2									
Vote 1 - Executive Council		-	-	-	-	-	-	-		-
Vote 2 - Finance and Admin		1 282	4 270	-	-	-	1 067	(1 067)	-100%	4 270
Vote 3 - Corporate		517	7 078	-	-	-	1 769	(1 769)	-100%	7 078
Vote 4 - Development and Planning		11 082	12 042	-	380	380	3 011	(2 631)	-87%	12 042
Vote 5 - Community		3 254	7 372	-	-	-	1 843	(1 843)	-100%	7 372
Vote 6 - Infrastructure		129 343	124 291	-	14 517	14 517	31 073	(16 556)	-53%	124 291
Vote 7 - Internal Audit		-	2 036	-	-	-	509	(509)	-100%	2 036
Vote 8 -		-	-	-	-	-	-	-		-
Vote 9 -		-	-	-	-	-	-	-		-
Vote 10 -		-	-	-	-	-	-	-		-
Vote 11 -		-	-	-	-	-	-	-		-
Vote 12 -		-	-	-	-	-	-	-		-
Vote 13 -		-	-	-	-	-	-	-		-
Vote 14 -		-	-	-	-	-	-	-		-
Vote 15 -		-	-	-	-	-	-	-		-
Total Capital single-year expenditure	4	145 478	157 089	-	14 897	14 897	39 272	(24 376)	-62%	157 089
Total Capital Expenditure		145 478	157 089	-	14 897	14 897	39 272	(24 376)	-62%	157 089
Capital Expenditure - Functional Classification										
Governance and administration		1 799	18 384	-	-	-	3 346	(3 346)	-100%	18 384
Executive and council		-	-	-	-	-	-	-		-
Finance and administration		1 799	11 348	-	-	-	2 837	(2 837)	-100%	11 348
Internal audit		-	2 036	-	-	-	509	(509)	-100%	2 036
Community and public safety		2 293	4 186	-	-	-	1 049	(1 049)	-100%	4 186
Community and social services		676	746	-	-	-	186	(186)	-100%	746
Sport and recreation		-	-	-	-	-	-	-		-
Public safety		1 617	3 440	-	-	-	862	(862)	-100%	3 440
Housing		-	-	-	-	-	-	-		-
Health		-	-	-	-	-	-	-		-
Economic and environmental services		127 880	118 538	-	14 897	14 897	29 633	(14 736)	-50%	118 538
Planning and development		11 082	12 042	-	380	380	3 011	(2 631)	-87%	12 042
Road transport		116 797	106 491	-	14 517	14 517	26 623	(12 106)	-45%	106 491
Environmental protection		-	-	-	-	-	-	-		-
Trading services		13 506	20 978	-	-	-	5 244	(5 244)	-100%	20 978
Energy sources		12 545	17 800	-	-	-	4 450	(4 450)	-100%	17 800
Water management		-	-	-	-	-	-	-		-
Waste water management		-	-	-	-	-	-	-		-
Waste management		961	3 178	-	-	-	794	(794)	-100%	3 178
Other		-	-	-	-	-	-	-		-
Total Capital Expenditure - Functional Classification	3	145 478	157 089	-	14 897	14 897	39 272	(24 376)	-62%	157 089
Funded by:										
National Government		90 663	97 099	-	13 519	13 519	24 275	(10 756)	-44%	97 099
Provincial Government		197	226	-	-	-	56	(56)	-100%	226
District Municipality		-	-	-	-	-	-	-		-
Transfers and subsidies - capital (monetary allocations) (Nat / Prov Departm Agencies,		-	-	-	-	-	-	-		-
Transfers recognised - capital		90 860	97 325	-	13 519	13 519	24 331	(10 812)	-44%	97 325
Borrowing	6	-	-	-	-	-	-	-		-
Internally generated funds		54 619	59 764	-	1 378	1 378	14 941	(13 563)	-91%	59 764
Total Capital Funding		145 478	157 089	-	14 897	14 897	39 272	(24 376)	-62%	157 089

The total approved capital budget is **R 157,089,364** for the year. The Municipality incurred expenditure of **R 14,896,855** for the quarter ended 30 September 2026, this represents **9%** of the approved capital expenditure budget. The expenditure incurred is below the expected **25%** performance for the quarter due to projects not yet appointed others on tender stage. Monthly

projections for year-to-date budgets is based on trend methodology. The total YTD spending is **9%** of the approved capital expenditure

2.1.6 C6 Monthly Budget Statement –Financial Position M3_Quarter 1

EC441 Matatiele - Table C6 Monthly Budget Statement - Financial Position - M03 - Quarter 1

Description	Ref	2025/26	Budget Year 2026/27			
R thousands	1	Audited Outcome	Original Budget	Adjusted Budget	YearTD actual	Full Year Forecast
ASSETS						
Current assets						
Cash and cash equivalents		298 432	286 455	–	349 756	286 455
Short term investments		–	–	–	–	–
Trade and other receivables from exchange transactions		24 585	7 239	–	28 778	7 239
Receivables from non-exchange transactions		100 580	142 193	–	126 137	142 193
Current portion of non-current receivables		–	–	–	–	–
Inventory		3 312	3 109	–	3 077	3 109
VAT		28 502	89 684	–	23 063	89 684
Other current assets		6 019	7 845	–	6 019	7 845
Total current assets		461 430	536 526	–	536 830	536 526
Non current assets						
Investments		–	–	–	–	–
Investment property		115 835	4 960	–	115 835	4 960
Property, plant and equipment		2 429 823	1 344 608	–	2 444 720	1 344 608
Biological assets		–	–	–	–	–
Living resources		–	–	–	–	–
Heritage assets		1 543	1 543	–	1 543	1 543
Intangible assets		218	3 352	–	218	3 352
Trade and other receivables from exchange transactions		–	–	–	–	–
Non-current receivables from non-exchange transactions		–	–	–	–	–
Other non-current assets		–	–	–	–	–
Total non current assets		2 547 419	1 354 463	–	2 562 316	1 354 463
TOTAL ASSETS		3 008 849	1 890 990	–	3 099 146	1 890 990
LIABILITIES						
Current liabilities						
Bank overdraft		–	–	–	–	–
Financial liabilities		–	–	–	–	–
Consumer deposits		1 906	489	–	1 931	489
Trade and other payables from exchange transactions		91 502	167 072	–	58 487	167 072
Trade and other payables from non-exchange transactions		28 275	48 500	–	30 232	48 500
Provision		22 396	45 300	–	19 436	45 300
VAT		55 855	52 348	–	50 044	52 348
Other current liabilities		–	–	–	–	–
Total current liabilities		199 934	313 711	–	160 130	313 711
Non current liabilities						
Financial liabilities		–	–	–	–	–
Provision		33 195	29 345	–	33 195	29 345
Long term portion of trade payables		–	–	–	–	–
Other non-current liabilities		25 531	–	–	28 492	–
Total non current liabilities		58 726	29 345	–	61 687	29 345
TOTAL LIABILITIES		258 661	343 055	–	221 817	343 055
NET ASSETS	2	2 750 188	1 547 934	–	2 877 329	1 547 934
COMMUNITY WEALTH/EQUITY						
Accumulated surplus/(deficit)		843 535	1 488 060	–	970 676	1 488 060
Reserves and funds		1 906 653	59 874	–	1 906 653	59 874
Other		–	–	–	–	–
TOTAL COMMUNITY WEALTH/EQUITY	2	2 750 188	1 547 934	–	2 877 329	1 547 934

The statement of financial position indicates the financial health of the municipality as the assets and liabilities are listed to measure the solvency of the municipality for the Quarter ended 30

September 2026. Total assets are **R 3,099,146** over the total liabilities of **R 221,817** this is therefore means the municipality is still able to meet its financial obligations

2.1.7 C7 Monthly Budget Statement –Cash Flow- M3_Quarter 1

EC441 Matatiele - Table C7 Monthly Budget Statement - Cash Flow - M03 - Quarter 1

Description	Ref	2025/26	Budget Year 2026/27							
R thousands	1	Audited Outcome	Original Budget	Adjusted Budget	Quarter 1	YearTD actual	YearTD budget	YTD variance	YTD variance %	Full Year Forecast
CASH FLOW FROM OPERATING ACTIVITIES										
Receipts										
Property rates		56 589	53 762	53 762	26 941	26 941	13 441	13 501	100%	53 762
Service charges		107 966	94 023	94 023	32 029	32 029	23 506	8 524	36%	94 023
Other revenue		40 832	93 090	93 090	18 177	18 177	23 273	(5 096)	-22%	93 090
Transfers and Subsidies - Operational		327 772	323 930	323 930	133 114	133 114	80 982	52 132	64%	323 930
Transfers and Subsidies - Capital		192 969	97 325	97 325	30 871	30 871	24 331	6 540	27%	97 325
Interest		21 811	51 013	51 013	7 019	7 019	12 753	(5 735)	-45%	51 013
Dividends		–	–	–	–	–	–	–		–
Payments										
Suppliers and employees		(285 464)	(568 948)	(568 948)	(70 457)	(70 457)	(142 237)	71 780	-50%	(568 948)
Interest		–	–	–	–	–	–	–		–
Transfers and Subsidies		–	–	–	–	–	–	–		–
NET CASH FROM/(USED) OPERATING ACTIVITIES		462 475	144 196	144 196	177 694	177 694	36 049	(141 645)	-393%	144 196
CASH FLOWS FROM INVESTING ACTIVITIES										
Receipts										
Proceeds on disposal of PPE		–	–	–	–	–	–	–		–
Decrease (increase) in non-current receivables		–	–	–	–	–	–	–		–
Decrease (increase) in non-current investments		–	–	–	–	–	–	–		–
Insurance Refund - Capital		–	–	–	–	–	–	–		–
Long Term Investments		–	–	–	–	–	–	–		–
Payments										
Capital assets		(137 660)	(157 089)	(157 089)	(18 370)	(18 370)	(39 272)	20 903	-53%	(157 089)
Retention (Capital)		–	–	–	–	–	–	–		–
NET CASH FROM/(USED) INVESTING ACTIVITIES		(137 660)	(157 089)	(157 089)	(18 370)	(18 370)	(39 272)	20 903	(0)	(157 089)
CASH FLOWS FROM FINANCING ACTIVITIES										
Receipts										
Short term loans		–	–	–	–	–	–	–		–
Borrowing long term/refinancing		–	–	–	–	–	–	–		–
Increase (decrease) in consumer deposits		–	–	–	–	–	–	–		–
Payments										
Repayment of borrowing		–	–	–	–	–	–	–		–
NET CASH FROM/(USED) FINANCING ACTIVITIES		–	–	–	–	–	–	–		–
NET INCREASE/ (DECREASE) IN CASH HELD		324 815	(12 894)	(12 894)	159 325	159 325	(3 223)			(12 894)
Cash/cash equivalents at beginning:		269 900	299 349	299 349		298 432	299 349			298 432
Cash/cash equivalents at month/year end:		594 715	286 455	286 455		457 757	296 125			285 539

A cash flow statement provides data regarding all cash inflows a municipality receives from its ongoing operations and external investment sources.

PART 3 –SUPPORTING DOCUMENTATION

DEBTORS' ANALYSIS

Supporting Table SC3 _Monthly Budget statement Aged Debtors _ 1st quarter

EC441 Matatiele - Supporting Table SC2 Monthly Budget Statement - aged debtors - M03 - Quarter 1

Description	NT Code	Budget Year 2026/27											
R thousands		0-30 Days	31-60 Days	61-90 Days	91-120 Days	121-150 Dys	151-180 Dys	181 Dys-1 Yr	Over 1Yr	Total	Total over 90 days	Actual Bad Debts Written Off against Debtors	Impairment - Bad Debts i.t.o Council Policy
Debtors Age Analysis By Income Source													
Trade and Other Receivables from Exchange Transactions - Water	1200	–	–	–	–	–	–	–	–	–	–	–	–
Trade and Other Receivables from Exchange Transactions - Electricity	1300	5 979	2 671	1 439	1 186	1 031	609	843	4 660	18 419	8 330	–	–
Receivables from Non-exchange Transactions - Property Rates	1400	1 837	908	31 291	–	–	561	583	85 389	120 548	86 512	–	–
Receivables from Exchange Transactions - Waste Water Management	1500	–	–	–	–	–	–	–	–	–	–	–	–
Receivables from Exchange Transactions - Waste Management	1600	940	573	509	430	440	412	403	33 043	36 750	34 728	–	–
Receivables from Exchange Transactions - Property Rental Debtors	1700	121	537	30	30	29	29	29	853	1 658	970	–	–
Interest on Arrear Debtor Accounts	1810	1 943	1 456	1 548	1 494	1 555	1 554	1 719	72 801	84 070	79 123	–	–
Recoverable unauthorised, irregular, fruitless and wasteful expenditure	1820	–	–	–	–	–	–	–	–	–	–	–	–
Other	1900	290	138	160	145	119	2 142	211	42 823	46 029	45 440	–	–
Total By Income Source	2000	11 110	6 284	34 977	3 285	3 174	5 307	3 768	239 569	307 474	255 183	–	–
2025/26 - totals only		10 536	11 385	37 010	3 274	2 529	2 832	3 069	218 773	289 388	230 477	–	–
Debtors Age Analysis By Customer Group													
Organs of State	2200	3 238	3 102	32 958	2 090	2 026	3 725	2 174	93 894	143 207	103 909	–	–
Commercial	2300	7 180	2 504	1 325	685	620	929	943	76 458	90 644	79 634	–	–
Households	2400	693	677	693	510	528	653	651	69 217	73 623	71 559	–	–
Other	2500	–	–	–	–	–	–	–	–	–	–	–	–
Total By Customer Group	2600	11 110	6 284	34 977	3 285	3 174	5 307	3 768	239 569	307 474	255 183	–	–

The total debt book as at September 2026 of **R 307,473,768** inclusive to **R 3,676,816** advance payments.

The total debt for Quarter1 ending September 2026 of **R 303,796,952** (including current of **R 7,514,033** which is not yet due) has increased by **R 15,145,089** from the previous Quarter closing balance of

R 281,137,830

Debt is made up of the following:

- **Residential debt:**
  R 45,412,842
  Commercial debt
  R 34,010,879.76
  Government debt
  R 121,878,887.08
  Other
  R 377,210.07

The municipality implements the credit control and debt collection policy. There are two areas in which the municipality cannot collect and the debt totals to **R 99,668,867**

- **Maluti**
  R 78,878,553 (including current)
- **Cedarville**
  R 11,228,853 (including current)

The municipality makes use of debt collectors in implementing the credit and debt collection policy.

The credit control measures for collection are implemented especially for old debt; the municipality has attorneys to assist with collection of long outstanding debt when all internal processes have been exhausted.

The following has been handed over:

Residential H/O R 71,608,721

Business H/O R 3,121,302

Churches H/O R 128,458.21

Farms H/O R 4,637,424

R 49,596,162 was collected for 1st Quarter ending 30 September 2026.

CREDITORS' ANALYSIS

EC441 Matatiele - Supporting Table SC4 Monthly Budget Statement - aged creditors - M03 - Quarter 1

Description	NT Code	Budget Year 2026/27									Prior year totals for chart (same period)
		0 - 30 Days	31 - 60 Days	61 - 90 Days	91 - 120 Days	121 - 150 Days	151 - 180 Days	181 Days - 1 Year	Over 1 Year	Total	
R thousands											
Creditors Age Analysis By Customer Type											
Bulk Electricity	0100	-	-	-	-	-	-	-	-	-	-
Bulk Water	0200	-	-	-	-	-	-	-	-	-	-
PAYE deductions	0300	-	-	-	-	-	-	-	-	-	-
VAT (output less input)	0400	-	-	-	-	-	-	-	-	-	-
Pensions / Retirement deductions	0500	-	-	-	-	-	-	-	-	-	-
Loan repayments	0600	-	-	-	-	-	-	-	-	-	-
Trade Creditors	0700	-	-	-	-	-	-	-	-	-	-
Auditor General	0800	-	-	-	-	-	-	-	-	-	-
Other	0900	-	-	-	-	-	-	-	-	-	-
Total By Customer Type	1000	-	-	-	-	-	-	-	-	-	-

The municipality makes an extra effort that creditors are paid within 30 days as per MFMA, therefore municipality paid its creditors within 30 days for the quarter ended 30 September 2026.

INVESTMENT POTFOLIO ANALYSIS

Conditional and Unconditional investment monitoring Information

Sept-26

Investment Management

Conditional Investments -Description	Opening Balance	Deposits	WITHDRAWALS	Interest Earned	Closing Balance
Municipal Infrastructure Grant	21 298 968.25	112 744.70	-2 000 000.00	-112 744.70	19 411 712.95
INEP	9 008 846.97	43 330.08		-4330.08	9 052 177.05
EPWP	-			-	-
Disaster Relief Fund		4 016 547.99			4 016 547.99
Disaster Management	16 484 745.72	4 121 153.90	-5 445 865.71	-121 153.90	15 160 033.91
Establishment Plan	251 054.44	1 093.64		-1 093.64	252 148.08
Housing Development Fund	2 566 408.61	11 496.10		-11 496.10	2 577 904.71
Dedea	778 755.70	3 392.38		-3 392.38	782 148.08
Total Conditional Investments	**50 388 780**	**8 309 759**	**- 7 445 866**	**- 254 211**	**51 252 673**

Unconditional Investments -Description	Openning Balance	Deposits	Withdrawals	Interest Earned	Closing Balance
Call Acc STD CRR	196 444 582.18			-917 638.39	196 444 582.18
Call Acc STD CRR	30 246 020.55	189 246.57		-189 246.57	30 435 267.12
Call ACC FNB Surplus Cash	6 805 395.80			-31 211.59	6 805 395.80
Nedbank 32 Days	9 119 405.36	56 153.09		-56 153.09	9 175 558.45
Nedbank CRR	58 272 112.78	12 414 329.46	-43 300 000.00	-379 292.33	27 386 442.24
Nedbank Retention	29 222 807.68	163 887.49		-163 887.49	29 386 695.17
Termination Guarantee	144 640.82			-798.56	144 640.82
Account Gaurantee	6 202 000.00			-34 238.57	6 202 000.00
Total Unconditional Investments	**336 456 965**	**12 823 617**	**- 43 300 000**	**- 1 772 467**	**305 980 582**
TOTAL INVESTMENTS	**386 845 745**	**21 133 375**	**- 50 745 866**	**- 2 026 677**	**357 233 255**

The investment portfolio of the municipality as at 30 Quarter 1 2026 is as follows:

As at quarter 1 ending 30 September 2026 the conditional investments amounted to **R 51,252,673** and unconditional investments amounted to **R 305,980,582.** Total investments as at 30 September 2026 amounted to **R 357,233,255**

These invested funds are those funds for the capital projects that have not yet been implemented. The interest raised from these short-term investments is already included in the budget at an estimate.

This indicates that the municipality as of 30 September 2026 had sufficient cash to operate for a period more than 3 months without receiving grants to cover operating costs.

The following reflects bank balances at Quarter 1 ending 30 September 2026

Unreconciled items for the month amount to **R 12,397,343.96** which is made up of the receipts not yet banked and payments that reflects on the following month.

The above tables reflect the Cashbook balance of **R 4 918 867,74** and investment balance of **R 358,233,255** and the total cash book balance and investment is **R 363,152,122,74.**

ALLOCATION AND GRANT RECEIPTS AND EXPENDITURE -M3- Quarter 1

EC441 Matatiele - Supporting Table SC18 Monthly Budget Statement - transfers and grant receipts - M03 - Quarter 1

Description	Ref	2025/26	Budget Year 2026/27							
R thousands		Audited Outcome	Original Budget	Adjusted Budget	Quarter 1	YearTD actual	YearTD budget	YTD variance	YTD variance %	Full Year Forecast
RECEIPTS:	1,2									
Operating Transfers and Grants										
National Government:		384 785	321 322	–	153 303	153 303	80 331	72 972	90.8%	321 322
Expanded Public Works Programme Integrated Grant		2 988	2 988	–	747	747	747	–		2 988
Local Government Financial Management Grant	3	1 800	2 000	–	2 000	2 000	500	1 500	300.0%	2 000
Municipal Infrastructure Grant		80 681	3 537	–	20 224	20 224	884	19 340	2186.9%	3 537
Equitable Share		319 324	312 797	–	130 332	130 332	78 199	52 133	66.7%	312 797
Provincial Government:		675	2 807	–	–	–	652	(652)	-100.0%	2 807
Specify (Add grant description)		375	–	–	–	–	–	–		–
Specify (Add grant description)		–	2 433	–	–	–	608	(608)	-100.0%	2 433
Specify (Add grant description)		300	174	–	–	–	44	(44)	-100.0%	174
District Municipality:		150	–	–	–	–	–	–		–
Specify (Add grant description)		150	–	–	–	–	–	–		–
Other grant providers:		–	–	–	–	–	–	–		–
Total Operating Transfers and Grants		385 610	323 930	–	153 303	153 303	80 982	72 321	89.3%	323 930
Capital Transfers and Grants										
National Government:		54 757	97 099	–	4 000	4 000	24 275	(20 275)	-83.5%	97 099
Municipal Infrastructure Grant		–	67 209	–	–	–	16 802	(16 802)	-100.0%	67 209
Municipal Disaster Recovery Grant		54 757	29 891	–	4 000	4 000	7 473	(3 473)	-46.5%	29 891
Provincial Government:		1 278	226	–	–	–	56	(56)	-100.0%	226
Specify (Add grant description)		–	100	–	–	–	25	(25)	-100.0%	100
Specify (Add grant description)		–	126	–	–	–	32	(32)	-100.0%	126
Specify (Add grant description)		1 278	–	–	–	–	–	–		–
District Municipality:		–	–	–	–	–	–	–		–
Other grant providers:		–	–	–	–	–	–	–		–
Total Capital Transfers and Grants		56 035	97 325	–	4 000	4 000	24 331	(20 331)	-83.6%	97 325
TOTAL RECEIPTS OF TRANSFERS & GRANTS		441 645	421 255	–	157 303	157 303	105 314	51 989	49.4%	421 255

The Municipality has received total of **R 157,3 Million** on grants allocations for both operational and capital grants.

Supporting Table SC19

EC441 Matatiele - Supporting Schedule SC19 Monthly Budget Statement - Expenditure on Transfers and Grants - M03 - Quarter 1

Description	Ref	2025/26	Budget Year 2026/27							
R thousands		Audited Outcome	Original Budget	Adjusted Budget	Quarter 1	YearTD actual	YearTD budget	YTD variance	YTD variance %	Full Year Forecast
EXPENDITURE										
Operating expenditure of Transfers and Grants										
National Government:		8 787	8 525	–	5 380	5 380	2 131	3 229	151.5%	8 525
Expanded Public Works Programme Integrated Grant		2 980	2 988	–	3 996	3 996	747	3 249	434.9%	2 988
Local Government Financial Management Grant	3	1 800	2 000	–	211	211	500	(289)	-57.8%	2 000
Municipal Infrastructure Grant		4 007	3 537	–	1 153	1 153	884	268	30.4%	3 537
Provincial Government:		2 562	2 607	–	225	225	652	(427)	-65.6%	2 607
Specify (Add grant description)		349	–	–	18	18	–	18	#DIV/0!	–
Specify (Add grant description)		547	174	–	207	207	44	163	375.3%	174
Specify (Add grant description)		1 666	2 433	–	–	–	608	(608)	-100.0%	2 433
District Municipality:		150	–	–	–	–	–	–		–
Specify (Add grant description)		150	–	–	–	–	–	–		–
Other grant providers:		–	–	–	–	–	–	–		–
Total Operating Transfers and Grants		11 499	11 133	–	5 584	5 584	2 783	2 801	100.6%	11 133
Capital Transfers and Grants										
National Government:		104 497	97 089	–	15 565	15 565	24 275	(8 710)	-35.9%	97 089
Municipal Infrastructure Grant		55 383	67 209	–	6 624	6 624	16 802	(10 178)	-60.6%	67 209
Municipal Disaster Recovery Grant		49 114	29 891	–	8 941	8 941	7 473	1 468	19.6%	29 891
Provincial Government:		197	226	–	3 864	3 864	56	3 807	6738.2%	226
Specify (Add grant description)		–	100	–	–	–	25	(25)	-100.0%	100
Specify (Add grant description)		–	126	–	–	–	32	(32)	-100.0%	126
Specify (Add grant description)		0	–	–	3 864	3 864	–	3 864	#DIV/0!	–
Specify (Add grant description)		197	–	–	–	–	–	–		–
District Municipality:		–	–	–	–	–	–	–		–
Other grant providers:		–	–	–	–	–	–	–		–
Total Capital Transfers and Grants		104 694	97 325	–	19 429	19 429	24 331	(4 903)	-20.1%	97 325
TOTAL EXPENDITURE OF TRANSFERS & GRANTS		116 193	108 458	–	25 013	25 013	27 114	(2 101)	-7.7%	108 458

The municipality has expenditure of **R 19.4 million** in quarter 1 for both total operating and capital transfers grants

EMPLOYEE RELATED COSTS AND COUNCILLOR'S REMUNERATION

Section 66 of the MFMA requires that the accounting officer of a municipality must report to Council in a prescribed format all expenditure incurred by the municipality on staff salaries, wages and benefits in a manner that discloses expenditure per type such as salaries, contributions for pensions etc.

EC441 Matatiele - Supporting Table SC22 Monthly Budget Statement - councillor and staff benefits - Month 03 Quarter 01

Summary of Employee and Councillor remuneration	Ref	2025/26	Budget Year 2026/27							
R thousands		Audited	Original	Adjusted	Quarter 1	YearTD actual	YearTD	YTD	YTD %	Full Year
	1	A	B	C						D
Councillors (Political Office Bearers plus Other)										
Allowances and Service Related Benefits										
Basic Salary		14 648	14 648	14 648	3 558	3 558	3 662	(104)	-3%	14 648
Cell phone Allowance		2 536	2 659	2 659	635	635	665	(30)	-5%	2 659
Housing Allowance		4 460	4 337	4 337	1 093	1 093	1 084	8	1%	4 337
In-kind Benefits		–	–	–	–	–	–	–		–
Uniform Related Non-pensionable Allowance		–	–	–	–	–	–	–		–
Motor Vehicle Allowance		1 993	2 372	2 372	537	537	593	(56)	-9%	2 372
Office-bearer Allowance		–	–	–	–	–	–	–		–
Out of pocket Expenses		–	–	–	–	–	–	–		–
Travelling Allowance		–	–	–	–	–	–	–		–
Use of Personal Facilities		–	–	–	–	–	–	–		–
Total Allowances and Service Related Benefits		23 589	24 016	24 016	5 823	5 823	6 004	(182)	-3%	24 016
Social Contributions										
Medial Aid Benefits		84	91	91	(32)	(32)	23	(55)	-243%	91
Pension Fund Contributions		950	1 002	1 002	243	240	250	(10)	-4%	1 002
Total Social Contributions		1 034	1 092	1 092	208	208	273	(65)	-24%	1 092
Total Councillors		24 623	25 108	25 108	6 030	6 030	6 277	(248)	-4%	25 108
% increase	4									
Senior Managers of the Municipality	5									
Salaries and Allowances										
Basic Salary		1 829	3 422	3 422	765	765	855	(91)	-11%	3 422
Bonuses		4	399	399	–	–	100	(100)	-100%	399
Allowance								–		
Accommodation, Travel and Incidental		–	–	–	–	–	–	–		–
Cellular and Telephone	3	–	–	–	–	–	–	–		–
Housing Benefits	3	993	1 393	1 393	370	370	348	22	6%	1 393
Non-pensionable		–	–	–	–	–	–	–		–
Travel or Motor Vehicle	3	2 258	2 685	2 685	663	671	671	(8)	-1%	2 685
Voluntary Work		–	–	–	–	–	–	–		–
Total Allowance		3 261	4 078	4 078	1 033	1 039	1 026	14	1%	4 078
Service Related Benefits										
Acting	3	–	–	–	–	–	–	–		–
Bonus	4	–	–	–	–	–	–	–		–
Danger Allowance	3	–	–	–	–	–	–	–		–
Entertainment	3	–	–	–	–	–	–	–		–
Fire Brigade		–	–	–	–	–	–	–		–
In-kind Benefits	3	–	–	–	–	–	–	–		–
Leave Pay	3	–	–	–	–	–	–	–		–
Lifeguard/Duty Boards		–	–	–	–	–	–	–		–
Long Service Award		–	–	–	–	–	–	–		–
Overtime		–	–	–	–	–	–	–		–
Scarcity	3	430	590	590	144	144	150	(5)	-4%	590
Standby Allowance	4	–	–	–	–	–	–	–		–
Tools Allowance	4	–	–	–	–	–	–	–		–
Uniform/Special Protective Clothing	3	–	–	–	–	–	–	–		–
Leave gratuity		–	–	–	–	–	–	–		–
Long Term Service Award		–	–	–	–	–	–	–		–
Total Service Related Benefits		430	590	590	144	144	150	(5)	-4%	590
Total Salaries and Allowances		5 512	8 468	8 468	1 943	1 943	2 126	(183)	-9%	8 468
Social Contributions										
Bargaining Council		1	71	71	0	0	18	(18)	-99%	71
Group Life Insurance		–	–	–	–	–	–	–		–
Medical		247	298	298	54	54	75	(21)	-28%	298
Pension		307	383	383	73	73	91	(17)	-19%	383
Unemployment Insurance		10	85	85	3	3	21	(18)	-85%	85
Total Social Contributions		566	817	817	130	130	204	(74)	-36%	817
Post-retirement Benefit	6									
Medical		–	–	–	–	–	–	–		–
Other Benefits		–	–	–	–	–	–	–		–
Pension		–	–	–	–	–	–	–		–
Total Post-retirement Benefit		–	–	–	–	–	–	–		–
Costs Capitalised to PPE		–	–	–	–	–	–	–		–
Sub Total - Senior Managers of Municipality		6 077	9 285	9 285	2 073	2 073	2 329	(256)	-11%	9 285
% increase	4									
Other Municipal Staff										
Salaries and Allowances										
Basic Salary		121 590	130 723	130 723	30 851	30 851	32 681	(1 830)	-6%	130 723
Bonuses		6 169	9 771	9 771	1 840	1 840	2 443	(602)	-25%	9 771
Allowance										
Accommodation, Travel and Incidental		–	20	20	–	–	5	(5)	-100%	20
Cellular and Telephone	3	6	6	6	2	2	2	(0)	-7%	6
Housing Benefits	3	2 717	1 575	1 575	347	347	394	(47)	-12%	1 575
Non-pensionable		–	–	–	–	–	–	–		–
Travel or Motor Vehicle	3	5 757	5 702	5 702	1 312	1 312	1 426	(114)	-8%	5 702
Voluntary Work		–	–	–	–	–	–	–		–
Total Allowance		8 480	7 303	7 303	1 661	1 661	1 826	(166)	-9%	7 303
Service Related Benefits										
Acting	3	–	–	–	–	–	–	–		–
Bonus	3	–	–	–	–	–	–	–		–
Danger Allowance	3	–	–	–	–	–	–	–		–
Entertainment	3	–	–	–	–	–	–	–		–
Fire Brigade		–	–	–	–	–	–	–		–
In-kind Benefits	3	–	–	–	–	–	–	–		–
Leave Pay	3	1 117	–	–	615	615	–	615	#DIV/0!	–
Lifeguard/Duty Boards		–	–	–	–	–	–	–		–
Long Service Award		–	–	–	–	–	–	–		–
Overtime		3 900	2 360	2 360	1 152	1 152	590	562	95%	2 360
Scarcity	3	–	–	–	–	–	–	–		–
Standby Allowance	3	–	–	–	–	–	–	–		–
Tools Allowance	3	–	–	–	–	–	–	–		–
Uniform/Special Protective Clothing	3	–	–	–	–	–	–	–		–
Leave gratuity		–	–	–	234	234	–	234	#DIV/0!	–
Long Term Service Award		–	–	–	173	173	–	173	#DIV/0!	–
Total Service Related Benefits		5 016	2 360	2 360	2 173	2 173	590	1 583	268%	2 360
Total Salaries and Allowances		141 316	163 167	163 167	38 624	38 624	37 639	(1 016)	-3%	163 167
Social Contributions										
Bargaining Council		113	61	61	29	29	15	13	87%	61
Group Life Insurance		–	–	–	–	–	–	–		–
Medical		7 723	9 104	9 104	1 868	1 868	2 276	(408)	-18%	9 104
Pension		17 472	20 758	20 758	4 767	4 767	5 190	(423)	-8%	20 758
Unemployment Insurance		825	1 452	1 452	203	203	363	(160)	-44%	1 452
Total Social Contributions		26 133	31 376	31 376	6 866	6 866	7 844	(978)	-12%	31 376
Post-retirement Benefit	6									
Medical		664	–	–	–	–	–	–		–
Other Benefits		–	–	–	–	–	–	–		–
Pension		–	–	–	–	–	–	–		–
Total Post-retirement Benefit		664	–	–	–	–	–	–		–
Costs Capitalised to PPE		–	–	–	–	–	–	–		–
Sub Total - Other Municipal Staff		168 112	181 533	181 533	43 390	43 390	45 383	(1 993)		181 533
% increase	4									
Total Parent Municipality		198 282	215 957	215 957	51 494	51 494	53 989	(2 495)	-5%	215 957

Salary costs incurred – the Municipality incurred **R 51,493,905** salary costs at the end of quarter 1 ended 30 September 2026, incurring **24%** expenditure for the quarter salary against the approved budget allocation of **R 215,956,501.** This is less then **25%** expected performance for the Quarter due to vacant positions. Total YTD is **24%** on this category.

SUPPLY CHAIN MANAGEMENT

a. Progress on Procurement Plan 2026/27

PROCUREMENT PLAN TEMPLATE	
NAME OF THE MUNICIPALITY	
NAME OF THE ACCOUNTING OFFICER/DELEGATED OFFICIAL	

MATATIELE

PROCUREMENT PLAN	Total Project Cost	Mode of Procurement	Project Description	Project Reference Number	Budget Confirmation and TORs	BSC Date	Advert Date	Closing Date	BEC Date	BAC Date	Appointment Date	Project Status

					submission							
BUDGET & TREASURY OFFICE												
Revenue & Expenditure Unit												
Revenue & Expenditure Unit	1 200 000.00	Competitive Bidding	Supplementary Valuation Roll	SCM R&E/2026/2027-01	30-Jun-26	02-Jul-26	10-Jul-26	24-Jul-26	29-Jul-26	04-Aug-26	24-Aug-26	
Revenue & Expenditure Unit	1 000 000.00	Competitive Bidding	Indigent System	SCM R&E/2026/2027-02	30-Jun-26	09-Jul-26	16-Jul-26	31-Jul-26	03-Aug-26	11-Aug-26	31-Aug-26	
Revenue & Expenditure Unit	3 500 000.00	Competitive Bidding	Replacement of Prepaid Meters	SCM R&E/2026/2027-03	30-Jun-26	30-Jul-26	04-Aug-26	21-Aug-26	26-Aug-26	01-Sept-26	16-Sept-26	
Revenue & Expenditure Unit	150 000.00	Request for Quotations	Ratepayers Engagement	SCM R&E/2026/2027-04	30-Jun-26	30-Jul-26	04-Aug-26	21-Aug-26	26-Aug-26	01-Sept-26	16-Sept-26	
SCM & Fleet Unit												
SCM & Fleet Unit	2 000 000.00	Competitive Bidding	Procurement of Municipal Fleet	SCM SCM & F/2026/2027-05	30-Jun-26	02-Jul-26	10-Jul-26	24-Jul-26	29-Jul-26	04-Aug-26	21-Aug-26	

SCM & Fleet Unit	100 000.00	Request for Quotations	Procurement of Tender Boxes	SCM SCM & F/2026/2027-06	30-Jun-26	N/A	10-Jul-26	17-Jul-26	N/A	N/A	23-Jul-26	
SCM & Fleet Unit	100 000.00	Request for Quotations	Signages	SCM SCM & F/2026/2027-07	30-Jun-26	N/A	10-Jul-26	17-Jul-26	N/A	N/A	23-Jul-26	
SCM & Fleet Unit	300 000.00	Request for Quotations	Auctineers	SCM SCM & F/2026/2027-08	30-Jun-26	N/A	10-Jul-26	17-Jul-26	N/A	N/A	23-Jul-26	
Budget & Investment Unit												
Budget & Investment Unit	300 000.00	Request for Quotations	Budget Outreach Grocery Vouchers	SCM B&I/2026/2027-09	30-Jun-26	21-Jul-26	31-Aug-26	07-Sept-26	N/A	N/A	22-Sept-26	Awarded
Financial Reporting & Asset Management Unit												
Financial Reporting & Asset Management Unit	1 500 000.00	RFQ from Panel	Update and Maintain Fixed Asset Register	SCM F&A/2026/2027-10	30-Jun-26	N/A	N/A	N/A	N/A	N/A		

Financial Reporting & Asset Management Unit	2 000 000.00	RFQ from Panel	Submission of the GRAP cocompliant Annual Financial Statement.	SCM F&A/2026/2027-11	30-Jun-26	N/A	N/A	N/A	N/A	N/A		
Finance Governance												
Finance Governance	50 000.00	Request for Quotations	Procurement of Office Furniture	SCM F&A/2026/2027-12	30-Jun-26	09-Jul-26	16-Jul-26	23-Jul-26	N/A	N/A	28-Jul-26	
COMMUNITY SERVICES												
Environment & Waste Unit												
Environment & Waste Unit	1 400 000.00	Competitive Bidding	Nature Reserve Fence	SCM E&W/2026/2027-13	30-Jun-26	06-Jul-26	09-Jul-26	23-Jul-26	28-Aug-26	03-Aug-26	21-Aug-26	
Environment & Waste Unit	250 000.00	Request for Quotations	Mountain Lake Jetty	SCM E&W/2026/2027-14	30-Jun-26	N/A	10-Jul-26	17-Jul-26	N/A	N/A	22-Jul-26	
Environment & Waste Unit	800 000.00	Competitive	Cemetery Development	SCM E&W/2026/2027-15	30-Jun-26	05-Aug-26	02-Oct-26	16-Oct-26	N/A	N/A	N/A	On advert

		Bidding										
Environment & Waste Unit	6.500 000.00	Competitive Bidding	Landfill Management	SCM E&W/2026/2027-16	30-Jun-26	27-Jul-26	N/A	N/A	N/A	N/A	N/A	Advert awaiting MM's signature
Environment & Waste Unit	430. 000.00	Competitive Bidding	Landfill Consultation	SCM E&W/2026/2027-17	30-Jun-26	20-Jul-26	24-Jul-26	31-Jul-26	07-Aug-26	11-Aug-26	28-Aug-26	
Environment & Waste Unit	1.450 000.00	Competitive Bidding	Waste removal Maluti	SCM E&W/2026/2027-18	30-Jun-26	14-Jul-26	21-Aug-26	21-Sept-26	N/A	N/A	N/A	Awaiting evaluation
Environment & Waste Unit	1.350 000.00	Competitive Bidding	Waste removal Harry Gwala and Mountain View	SCM E&W/2026/2027-19	30-Jun-26	14-Jul-26	21-Aug-26	21-Sept-26	N/A	N/A	N/A	Awaiting evaluation
Environment & Waste Unit	1.450 000.00	Competitive Bidding	Waste removal Buxton Park	SCM E&W/2026/2027-20	30-Jun-26	14-Jul-26	21-Aug-26	21-Sept-26	N/A	N/A	N/A	Awaiting evaluation
Environment & Waste Unit	1.350 000.0	Competitive Bidding	Waste removal Itsokolele, Dark City	SCM E&W/2026/2027-21	30-Jun-26	10-Apr-26	24 Apr 26	26-May-26	17-Jul-26	N/A	N/A	Evaluation report awaiting to be Adjudicated

Environment & Waste Unit	600 000.00	Competitive Bidding	Procurement of Grass Cutting Equipment	SCM E&W/2026/2027-22	30-Jun-26	05-Aug-26	02-Oct-26	16-Oct-26	N/A	N/A	N/A	On advert
Environment & Waste Unit	126 000.00	Request for Quotations	Procurement of Blower,Chainsaw and Park Equipment	SCM E&W/2026/2027-23	30-Jun-26	N/A	14-Jul-26	28-Jul-26	N/A	N/A	31-Jul-26	
Environment & Waste Unit	400 000.00	Competitive Bidding	Procurement of Uniform	SCM E&W/2026/2027-24	30-Jun-26	05-Aug-26	11-Sept-26	25-Sept-26	N/A	N/A	N/A	Awaiting evaluation
Public Safety Unit												
Public Safety Unit	100 000.00	Request for Quotations	Procurement of Furniture	SCM PS/2026/2027-25	30-Jun-26	24-Jul-26	31-Aug-26	07-Sept-26	07-Sept-26	N/A	22-Sept-26	Awarded
Public Safety Unit	400 000.00	Competitive Bidding	Procurement of Road Block Trailer	SCM PS/2026/2027-26	30-Jun-26	05-Aug-26	02-Oct-26	16-Oct-26	N/A	N/A	N/A	On advert
Public Safety Unit	2 800 000.00	Competitive Bidding	Procurement of Fire Engen Equipment	SCM PS/2026/2027-27	30-Jun-26	20-Jul-26	11-Sept-26	25-Sept-26	N/A	N/A	N/A	Awaiting evaluation
Public Safety Unit	150 000.00	Request for	Procurement of 8	SCM PS/2026/2027-28	30-Jun-26	24-Jul-26	31-Aug-26	07-Sept-26	07-Sept-26	N/A	22-Sept-26	Awarded

		Quotations	Hand Guns									
Public Safety Unit	1 000 000.00	Competitive Bidding	Procurement of Public Safety Uniform	SCM PS/2026/2027-29	30-Jun-26	05-Aug-26	02-Oct-26	16-Oct-26	N/A	N/A	N/A	On advert
Public Amenities & EPWP Unit												
Public Amenities & EPWP Unit	300 000	Request for Quotations	Cedarville Toilets Fencing	SCM PA&E/2026/2027-30	30-Jun-26	N/A	10-Jul-26	17-Jul-26	N/A	N/A	22-Jul-26	
Public Amenities & EPWP Unit	150 000	Request for Quotations	Harry Gwala Toilets Fencing	SCM PA&E/2026/2027-31	30-Jun-26	N/A	10-Jul-26	17-Jul-26	N/A	N/A	22-Jul-26	
Public Amenities & EPWP Unit	60 000	Request for Quotations	Procurement of Furniture	SCM PA&E/2026/2027-32	30-Jun-26	09-Jul-26	10-Jul-26	17-Jul-26	N/A	N/A	22-Jul-26	
Public Amenities & EPWP Unit	100 000	Request for Quotations	Stadiums Borehole North End	SCM PA&E/2026/2027-33	30-Jun-26	09-Jul-26	10-Jul-26	17-Jul-26	N/A	N/A	22-Jul-26	
Public Amenities & EPWP Unit	900 000	Competitive Bidding	Procurement of Public Amenities Uniform	SCM PA&E/2026/2027-34	30-Jun-26	09-Jul-26	16-Jul-26	31-Jul-26	05-Aug-26	11-Aug-26	28-Aug-26	

Public Amenities & EPWP Unit	100 000.00	Request for Quotations	Installation of Airconditioners	SCM PA&E/2026/2027-35	30-Jun-26	09-Jul-26	16-Jul-26	24-Jul-26	N/A	N/A	28-Jul-26	TORs presented not yet submitted
Public Amenities & EPWP Unit	168 000.00	Request for Quotations	Branding Material and Signage	SCM PA&E/2026/2027-36	30-Jun-26	09-Jul-26	16-Jul-26	24-Jul-26	N/A	N/A	28-Jul-26	
Public Amenities & EPWP Unit	100 000.00	Request for Quotations	Hiring of Toilets	SCM PA&E/2026/2027-37	30-Jun-26	09-Jul-26	16-Jul-26	24-Jul-26	N/A	N/A	26-Jul-26	
CORPORATE SERVICES												
HRM&D Unit												
HRM&D Unit	150 000.00	Request for Quotations	Khanya Naledi Decoration	SCM HRM&D/2026/2027-38	30-Jun-26	21-Sept-26	10-Jul-26	17-Jul-26	N/A	N/A	21-Jul-26	Specification report awaiting CFOs signature
HRM&D Unit	100 000.00	Request for Quotations	Sound System & Audio Visual for Khanya Naledi	SCM HRM&D/2026/2027-39	30-Jun-26	N/A	10-Jul-26	17-Jul-26	N/A	N/A	21-Jul-26	

HRM&D Unit	500 000.00	Competitive Bidding	Khanya Naledi Achievements & Awards	SCM HRM&D/2026/2027-40	30-Jun-26	14-Sept-26	16-Jul-26	31-Jul-26	05-Aug-26	11-Aug-26	28-Aug-26	Specification report awaiting CFOs signature
HRM&D Unit	200 000.00	Request for Quotations	Programme Director & Artists for Khanya Naledi	SCM HRM&D/2026/2027-41	30-Jun-26	14-Sept-26	10-Jul-26	17-Jul-26	N/A	N/A	21-Jul-26	Specification report awaiting CFOs signature
HRM&D Unit	250 000.00	Request for Quotations	Hygene	SCM HRM&D/2026/2027-42	30-Jun-26	N/A	17-Jul-26	24-Jul-26	N/A	N/A	28-Jul-26	
HRM&D Unit	300 000.00	Request for Quotations	OHS	SCM HRM&D/2026/2027-43	30-Jun-26	N/A	17-Jul-26	24-Jul-26	N/A	N/A	30-Jul-26	
HRM&D Unit	150 000.00	Request for Quotations	Fire Extinguishers	SCM HRM&D/2026/2027-44	30-Jun-26	N/A	17-Jul-26	24-Jul-26	N/A	N/A	31-Jul-26	
HRM&D Unit	400 000.00	Competitive Bidding	Wellness Events	SCM HRM&D/2026/2027-45	30-Jun-26	07-Jul-26	10-Jul-26	24-Jul-26	29-Jul-26	04-Aug-26	07-Aug-26	

HRM&D Unit	100 000.00	Request for Quotations	Wellness Decoration	SCM HRM&D/2026/2027-46	30-Jun-26	N/A	10-Jul-26	17-Jul-26	N/A	N/A	05-Aug-26	
HRM&D Unit	250 000.00	Request for Quotations	Procurement of Law Books	SCM HRM&D/2026/2027-47	30-Jun-26	N/A	24-Jul-26	31-Jul-26	N/A	N/A	05-Aug-26	
HRM&D Unit	250 000.00	Request for Quotations	Procurement of Policy Books	SCM HRM&D/2026/2027-48	30-Jun-26	N/A	24-Jul-26	31-Jul-26	N/A	N/A	05-Aug-26	
HRM&D Unit	150 000.00	Request for Quotations	Procurement of Office Furniture	SCM HRM&D/2026/2027-49	30-Jun-26	N/A	24-Jul-26	31-Jul-26	N/A	N/A	05-Aug-26	
Adiministrative & Council Support Unit												
Adiministrative & Council Support Unit	250 000.00	Request for Quotations	Munite taking Equipment	SCM A&CS/2026/2027-50	30-Jun-26	09-Jul-26	16-Jul-26	24-Jul-26	N/A	N/A	28-Jul-26	
Adiministrative & Council Support Unit	80 000.00	Request for Quotations	Security monitors	SCM A&CS/2026/2027-51	30-Jun-26	09-Jul-26	16-Jul-26	24-Jul-26	N/A	N/A	26-Jul-26	
Adiministrative & Council Support Unit	150 000.00	Request for Quotations	Old Council Chamber furniture	SCM A&CS/2026/2027-52	30-Jun-26	09-Jul-26	16-Jul-26	26-Jul-26	N/A	N/A	27-Jul-26	

Adiministrative & Council Support Unit	300 000.00	Request for Quotations	Procurement of Uniform	SCM A&CS/2026/2027-53	30-Jun-26	12-Aug-26	16-Jul-26	26-Jul-26	N/A	N/A	28-Jul-26	Awaiting evaluation
ICT Unit												
ICT Unit	750 000.00	Competitive Bidding	Workflow Automation (eSubmission and Reporting)	SCM ICT/2026/2027-54	30-Jun-26	14-Jul-26	17-Jul-26	31-Jul-26	05-Aug-26	11-Aug-26	28-Aug-26	
ICT Unit	1. 200 000.00	Competitive Bidding	Server Upgrade	SCM ICT/2026/2027-55	30-Jun-26	14-Jul-26	17-Jul-26	31-Jul-26	05-Aug-26	11-Aug-26	28-Aug-26	
ICT Unit	600. 000.00	Competitive Bidding	Penetration Test (Safe Guard)	SCM ICT/2026/2027-56	30-Jun-26	21-Jul-26	24-Jul-26	07-Aug-26	11-Aug-26	14-Aug-26	31-Aug-26	
ICT Unit	600. 000.00	Competitive Bidding	Network Cabling	SCM ICT/2026/2027-57	30-Jun-26	19-Aug-26	02-Oct-26	16-Oct-26	N/A	N/A	N/A	On advert
ICT Unit	950 000.00	Competitive Bidding	Installation & Maintenance of Public WiFI,	SCM ICT/2026/2027-58	30-Jun-26	26-Aug-26	02-Oct-26	02-Nov-26	N/A	N/A	N/A	On advert

			CCTV and Survilance									
ICT Unit	500. 000.00	Competitive Bidding	Maintenance of Backup Generators	SCM ICT/2026/2027-59	30-Jun-26	19-Aug-26	02-Oct-26	02-Nov-26	N/A	N/A	N/A	On advert
ICT Unit	500. 000.00	Competitive Bidding	Maintenance of Municipal Optic Fibre Network	SCM ICT/2026/2027-60	30-Jun-26	28-Jul-26	31-Jul-26	17-Aug-26	19-Aug-26	25-Aug-26	11-Sept-26	
ICT Unit	150. 000.00	Request for Quotations	Uninterapted Power Supply (UPS)	SCM ICT/2026/2027-61	30-Jun-26	19-Aug-26	N/A	N/A	N/A	N/A	N/A	On advert
ICT Unit	300. 000.00	Request for Quotations	AD Audit License	SCM ICT/2026/2027-62	30-Jun-26	N/A	10-Jul-26	17-Jul-26	N/A	N/A	05-Aug-26	
ICT Unit	300. 000.00	Request for Quotations	Review of ICT Strategy	SCM ICT/2026/2027-63	30-Jun-26	N/A	10-Jul-26	17-Jul-26	N/A	N/A	05-Aug-26	
ICT Unit	300. 000.00	Request for Quotations	ELO EDRMS License	SCM ICT/2026/2027-64	30-Jun-26	N/A	10-Jul-26	17-Jul-26	N/A	N/A	05-Aug-26	
ICT Unit	800. 000.00	Competitive Bidding	Maintenance of Data Centre	SCM ICT/2026/2027-65	30-Jun-26	31-Jul-26	28-Aug-26	11-Sept-26	N/A	N/A	N/A	Awaiting evaluation

ICT Unit	900 000.00	Competitive Bidding	Email Management and Archiving	SCM ICT/2026/2027-66	30-Jun-26	20-Jul-26	21-Aug-26	21-Sept-26	N/A	N/A	N/A	Awaiting evaluation
ICT Unit	750 000.00	Competitive Bidding	Transport Management System License renewal	SCM ICT/2026/2027-66/1	30-Jun-26	19-Aug-26	02-Oct-26	16-Oct-26	N/A	N/A	N/A	On advert
Public Participation and Customer Care Unit												
Public Participation and Customer Care Unit	400 000.00	Competitive Bidding	Procurement of Furniture (Various Wards)	SCM PP&CC/2026/2027-67	30-Jun-26	14-Jul-26	17-Jul-26	31-Jul-26	05-Aug-26	11-Aug-26	28-Aug-26	
Public Participation and Customer Care Unit	600 000.00	Competitive Bidding	Customer Satisfaction Survey	SCM PP&CC/2026/2027-68	30-Jun-26	14-Jul-26	17-Jul-26	31-Jul-26	05-Aug-26	11-Aug-26	28-Aug-26	
Public Participation and Customer Care Unit	150 000.00	Request for Quotations	Customer Care Day	SCM PP&CC/2026/2027-69	30-Jun-26	N/A	10-Jul-26	17-Jul-26	N/A	N/A	22-Jul-26	
Public Participation and Customer Care Unit	100 000.00	Request for Quotations	Signages	SCM PP&CC/2026/2027-70	30-Jun-26	N/A	10-Jul-26	17-Jul-26	N/A	N/A	22-Jul-26	

Public Participation and Customer Care Unit	200 000.00	Request for Quotations	Transportation	SCM PP&CC/2026/2027-70/01	16-Sept-26	17-Sept-26	N/A	N/A	N/A	N/A	N/A	Specification report awaiting MMs signature
ECONOMIC DEVELOPMENT& PLANNING												
EDP Governance												
EDP Governance	150 000.00	Request for Quotations	Procurement of Office Furniture	SCM EDPG/2026/2027-71	30-Jun-26	N/A	17-Jul-26	24-Jul-26	N/A	N/A	30-Jul-26	
Development PlanningUnit												
Development PlanningUnit	3 500 000.00	RFQ from Panel	Urban Renewal-(STR 2 Precinct areas)	SCM DP/2026/2027-72	30-Jun-26	RFQ from Panel	RFQ from Panel	RFQ from Panel	RFQ from Panel	RFQ from Panel	RFQ from Panel	
Development PlanningUnit	2 800 000.00	On-Going Project	Maluti Land Tenure Upgrade	SCM DP/2026/2027-73	30-Jun-26	On-Going Project	On-Going Project	On-Going Project	On-Going Project	On-Going Project	On-Going Project	

Development PlanningUnit	740 000.00	RFQ from Panel	Development of SDF	SCM DP/2026/2027-74	30-Jun-26	RFQ from Panel	RFQ from Panel	RFQ from Panel	RFQ from Panel	RFQ from Panel	RFQ from Panel	
Development PlanningUnit	500 000.00	RFQ from Panel	Undertake Land Survey Services	SCM DP/2026/2027-75	30-Jun-26	RFQ from Panel	RFQ from Panel	RFQ from Panel	RFQ from Panel	RFQ from Panel	RFQ from Panel	
Development PlanningUnit	500 000.00	RFQ from Panel	Valuation Of Land Parcels	SCM DP/2026/2027-76	30-Jun-26	RFQ from Panel	RFQ from Panel	RFQ from Panel	RFQ from Panel	RFQ from Panel	RFQ from Panel	
Development PlanningUnit	1 150 000.00	RFQ from Panel	Planning and Survey of Area M Middle Income Township	SCM DP/2026/2027-77	30-Jun-26	RFQ from Panel	RFQ from Panel	RFQ from Panel	RFQ from Panel	RFQ from Panel	RFQ from Panel	
Development PlanningUnit	400 000.00	RFQ from Panel	Planning and Survey of Matatiele Commercial	SCM DP/2026/2027-78	30-Jun-26	RFQ from Panel	RFQ from Panel	RFQ from Panel	RFQ from Panel	RFQ from Panel	RFQ from Panel	

			Development									
Development PlanningUnit	700 000.00	RFQ from Panel	Planning and Survey of Area L Middle Income Township	SCM DP/2026/2027-79	30-Jun-26	RFQ from Panel	RFQ from Panel	RFQ from Panel	RFQ from Panel	RFQ from Panel	RFQ from Panel	
LED Unit												
LED Unit	2 000 000.00	Competitive Bidding	Matatiele Music Festival	SCM LED/2026/2027-80	30-Jun-26	24-Aug-26	N/A	n/a	n/a	n/a	n/a	h
LED Unit	600 000.00	Competitive Bidding	Livestock Improvement Programme	SCM LED/2026/2027-81	30-Jun-26	14-Jul-26	17-Jul-26	31-Jul-26	05-Aug-26	11-Aug-26	28-Aug-26	
LED Unit	3 000 000.00	Competitive Bidding	Cropping Programme and Supply and Delivery of Seedlings to households	SCM LED/2026/2027-82	30-Jun-26	14-Jul-26	17-Jul-26	31-Jul-26	05-Aug-26	11-Aug-26	28-Aug-26	

LED Unit	1 000 000.00	Competitive Bidding	Incubator Programme	SCM LED/2026/2027-83	30-Jun-26	14-Jul-26	17-Jul-26	31-Jul-26	05-Aug-26	11-Aug-26	28-Aug-26	
LED Unit	2 000 000.00	Competitive Bidding	Manufacturing Support	SCM LED/2026/2027-84	30-Jun-26	14-Jul-26	17-Jul-26	31-Jul-26	05-Aug-26	11-Aug-26	28-Aug-26	
LED Unit	200 000.00	Request for Quotations	Funding Support	SCM LED/2026/2027-85	30-Jun-26	N/A	17-Jul-26	24-Jul-26	N/A	N/A	30-Jul-26	
LED Unit	2 000 000.00	Competitive Bidding	Hawker stalls	SCM LED/2026/2027-86	30-Jun-26	28-Jul-26	31-Jul-26	17-Aug-26	19-Aug-26	25-Aug-26	11-Sept-26	
LED Unit	300 000.00	Request for Quotations	Agric Show	SCM LED/2026/2027-87	30-Jun-26	2026/09/02	N/A	N/A	N/A	N/A	30-Jul-26	On hold as per the end-user department's request
LED Unit	900 000.00	Competitive Bidding	Sweet Matat Fashion Show and Horse Racing	SCM LED/2026/2027-88	30-Jun-26	26-Aug-26	N/A	N/A	N/A	N/A	N/A	Specification report awaiting MM's signature

LED Unit	300 000.00	Request for Quotations	Feasibility Study	SCM LED/2026/2027-89	30-Jun-26	N/A	17-Jul-26	24-Jul-26	N/A	N/A	30-Jul-26	
LED Unit	500 000.00	Competitive Bidding	General Support	SCM LED/2026/2027-90	30-Jun-26	28-Jul-26	31-Jul-26	17-Aug-26	19-Aug-26	25-Aug-26	11-Sept-26	
LED Unit	100 000.00	Request for Quotations	Brochure	SCM LED/2026/2027-91	30-Jun-26	N/A	17-Jul-26	24-Jul-26	N/A	N/A	30-Jul-26	
Human Settlements & Building Control Unit												
Human Settlements & Building Control Unit	100 000.00	Request for Quotations	Working Tools	SCM HS&BC/2026/2027-92	30-Jun-26	N/A	17-Jul-26	24-Jul-26	N/A	N/A	30-Jul-26	
Human Settlements & Building Control Unit	500 000.00	Competitive Bidding	Town Hall	SCM HS&BC/2026/2027-93	30-Jun-26	14-Jul-26	17-Jul-26	31-Jul-26	05-Aug-26	11-Aug-26	28-Aug-26	
Human Settlements & Building Control Unit	500 000.00	Competitive Bidding	Municipal Stores Fencing	SCM HS&BC/2026/2027-94	30-Jun-26	24-Aug-26	02-Sept-26	16-Oct-26	N/A	N/A	N/A	On advert

Human Settlements & Building Control Unit	112 000.00	Request for Quotations	Installation of Airconditioners	SCM HS&BC/2026/2027-95	30-Jun-26	N/A	17-Jul-26	24-Jul-26	N/A	N/A	30-Jul-26	Specification report awaiting CFO's signature
Human Settlements & Building Control Unit	600 000.00	Competitive Bidding	Pound,Maluti and North-End Boreholes	SCM HS&BC/2026/2027-96	30-Jun-26	09-Jul-26	16-Jul-26	31-Jul-26	05-Aug-26	11-Aug-26	28-Aug-26	
Human Settlements & Building Control Unit	4 200 000.00	Competitive Bidding	Construction of Licensing Blocks	SCM HS&BC/2026/2027-97	30-Jun-26	N/A	N/A	N/A	N/A	N/A	N/A	Awaiting BSC sitting
Human Settlements & Building Control Unit	500 000.00	Competitive Bidding	Servicing of Elevator	SCM HS&BC/2026/2027-98	30-Jun-26	09-Jul-26	16-Jul-26	31-Jul-26	05-Aug-26	11-Aug-26	28-Aug-26	TORs presented not yet submitted
Human Settlements & Building Control Unit	1 500 000.00	RFQ from Panel	Building Maintenance Services	SCM HS&BC/2026/2027-99	30-Jun-26	24-Aug-26	RFQ from Panel	RFQ from Panel	RFQ from Panel	RFQ from Panel	RFQ from Panel	TORs awaiting amendment by the unit manager

INFRASTRUCTURE/ TECHNICAL SERVICES												
Electricity Unit												
Electricity Unit	5 000 000.00	RFQ from Panel	Refubishment of Matatiele Substation	SCM ELEC/2026/2027-100	30-Jun-26	RFQ from Panel	RFQ from Panel	RFQ from Panel	RFQ from Panel	RFQ from Panel	RFQ from Panel	
Electricity Unit	9 000 000.00	RFQ from Panel	Transfomers and Switch Gears	SCM ELEC/2026/2027-101	30-Jun-26	RFQ from Panel	RFQ from Panel	RFQ from Panel	RFQ from Panel	RFQ from Panel	RFQ from Panel	
Electricity Unit	3 800 000.00	RFQ from Panel	Cable Fault Locator - Thumber Trailor	SCM ELEC/2026/2027-102	30-Jun-26	27-Jul-26	2026/08/28	2026/09/11	N/A	N/A	N/A	Awaiting evaluation
Electricity Unit	10 205 000.00	RFQ from Panel	Electrification of 226 Household at Gwadana Village	SCM ELEC/2026/2027-103	30-Jun-26	RFQ from Panel	RFQ from Panel	RFQ from Panel	RFQ from Panel	RFQ from Panel	RFQ from Panel	

Electricity Unit	6 705 000.00	RFQ from Panel	Electrification of 170 Household at Sijoka Village	SCM ELEC/2026/2027-104	30-Jun-26	RFQ from Panel	RFQ from Panel	RFQ from Panel	RFQ from Panel	RFQ from Panel	RFQ from Panel	
Electricity Unit	7 009 000.00	RFQ from Panel	Electrification of 163 Household at Hilbron Village	SCM ELEC/2026/2027-105	30-Jun-26	RFQ from Panel	RFQ from Panel	RFQ from Panel	RFQ from Panel	RFQ from Panel	RFQ from Panel	
Electricity Unit	6 705 000.00	RFQ from Panel	Sijoka Linkline 12km	SCM ELEC/2026/2027-106	30-Jun-26	RFQ from Panel	RFQ from Panel	RFQ from Panel	RFQ from Panel	RFQ from Panel	RFQ from Panel	
Electricity Unit	9 000 000.00	Competitive Bidding	Appointment of a panel of service providers for the repairs and maintenance of electrical infrastructure	SCM ELEC/2026/2027-106/01	27-Aug-26	n/a	n/a	n/a	n/a	n/a	n/a	Awaiting BSC sitting
Electricity Unit	300 000.00	Request for	Procurement of PPE	SCM ELEC/2026/	27-Aug-26	n/a	n/a	n/a	n/a	n/a	n/a	

		Quotations	(Electricity Staff)	2027-106/02								
Operations and Maintenance Unit												
Operations and Maintenance Unit	1 000 000.00	RFQ from Panel	Mvenyane Access and Bridge	SCM O&M/2026/ 2027-107	30-Jun-26	RFQ from Panel	RFQ from Panel	RFQ from Panel	RFQ from Panel	RFQ from Panel	RFQ from Panel	
Operations and Maintenance Unit	5 794 011.00	RFQ from Panel	Lugada Mahlabathini Bridge	SCM O&M/2026/ 2027-108	30-Jun-26	RFQ from Panel	RFQ from Panel	RFQ from Panel	RFQ from Panel	RFQ from Panel	RFQ from Panel	
Operations and Maintenance Unit	6 628 946.00	RFQ from Panel	Tlakanelo Access Road & Bridge	SCM O&M/2026/ 2027-109	30-Jun-26	RFQ from Panel	RFQ from Panel	RFQ from Panel	RFQ from Panel	RFQ from Panel	RFQ from Panel	
Operations and Maintenance Unit	4 208 034.00	RFQ from Panel	Sifolweni Access Road & Bridge	SCM O&M/2026/ 2027-110	30-Jun-26	RFQ from Panel	RFQ from Panel	RFQ from Panel	RFQ from	RFQ from	RFQ from Panel	

									Panel	Panel		
Operations and Maintenance Unit	4 902 657.00	RFQ from Panel	Motsing Access Road	SCM O&M/2026/ 2027-111	30-Jun-26	RFQ from Panel	RFQ from Panel	RFQ from Panel	RFQ from Panel	RFQ from Panel	RFQ from Panel	
Operations and Maintenance Unit	732 261.00	RFQ from Panel	Rholweni Access Road	SCM O&M/2026/ 2027-112	30-Jun-26	RFQ from Panel	RFQ from Panel	RFQ from Panel	RFQ from Panel	RFQ from Panel	RFQ from Panel	
Operations and Maintenance Unit	2 908 748.00	RFQ from Panel	Sekhutlong Access Road	SCM O&M/2026/ 2027-113	30-Jun-26	RFQ from Panel	RFQ from Panel	RFQ from Panel	RFQ from Panel	RFQ from Panel	RFQ from Panel	
Operations and Maintenance Unit	2 830 242.00	RFQ from Panel	Tsita-Pehong Access Road	SCM O&M/2026/ 2027-114	30-Jun-26	RFQ from Panel	RFQ from Panel	RFQ from Panel	RFQ from Panel	RFQ from Panel	RFQ from Panel	
Operations and Maintenance Unit	3 200 000.00	RFQ from Panel	Mphotshongweni Bridge (Rashule)	SCM O&M/2026/ 2027-115	30-Jun-26	RFQ from Panel	RFQ from Panel	RFQ from Panel	RFQ from Panel	RFQ from Panel	RFQ from Panel	

Operations and Maintenance Unit	2 500 000.00	RFQ from Panel	Lunda Access Road	SCM O&M/2026/ 2027-116	30-Jun-26	RFQ from Panel	RFQ from Panel	RFQ from Panel	RFQ from Panel	RFQ from Panel	RFQ from Panel	
Operations and Maintenance Unit	4 035 765.00	RFQ from Panel	Zitapile Access Road	SCM O&M/2026/ 2027-117	30-Jun-26	RFQ from Panel	RFQ from Panel	RFQ from Panel	RFQ from Panel	RFQ from Panel	RFQ from Panel	
Operations and Maintenance Unit	3 200 000.00	RFQ from Panel	Rashule Bridge	SCM O&M/2026/ 2027-118	30-Jun-26	RFQ from Panel						
Operations and Maintenance Unit	320 000.00	RFQ from Panel	Mbizweni Slab	SCM O&M/2026/ 2027-119	30-Jun-26	RFQ from Panel						
Operations and Maintenance Unit	2 500 000.00	RFQ from Panel	Lunda Access Road	SCM O&M/2026/ 2027-120	30-Jun-26	RFQ from Panel						
Operations and Maintenance Unit	1 500 000.00	RFQ from Panel	Road sidewalks	SCM O&M/2026/ 2027-121	30-Jun-26	RFQ from Panel						
Operations and Maintenance Unit	72 000.00	RFQ	Laptops	SCM O&M/2026/ 2027-122	30-Jun-26	RFQ						
Operations and Maintenance Unit	450 000.00	Competitive Bidding	Uniform and Protective Clothing	SCM O&M/2026/ 2027-123	30-Jun-26	03-Aug-26	2026/ 10/02	16-Oct-26	N/A	N/A	N/A	On advert

Operations and Maintenance Unit	768 486.00	Competitive Bidding	Tafix Bags	SCM O&M/2026/2027-124	30-Jun-26	N/A	N/A	N/A	N/A	N/A	N/A	
Operations and Maintenance Unit	978 125.00	Competitive Bidding	Precast concrete	SCM O&M/2026/2027-125	30-Jun-26	28-Sept-26	N/A	N/A	N/A	N/A	N/A	Awaiting Advert
Operations and Maintenance Unit	150 000.00	Quotation	Water pump and Air compressor	SCM O&M/2026/2027-126	30-Jun-26	N/A	N/A	N/A	N/A	N/A	N/A	
Operations and Maintenance Unit	1 500 000.00	Competitive Bidding	Pothole Maintenance	SCM O&M/2026/2027-127	30-Jun-26	N/A	N/A	N/A	N/A	N/A	N/A	
Operations and Maintenance Unit	250 320.00	Competitive Bidding	Crushstone, sand &G5	SCM O&M/2026/2027-128	30-Jun-26	N/A	N/A	N/A	N/A	N/A	N/A	
Project Management Unit												
Project Management Unit	15 000 000.00	RFQ from Panel	Construction of Cedarville Internal Streets Phase 4	SCM PM/2026/2027-129	30-Jun-26	RFQ from Panel	RFQ from Panel	RFQ from Panel	RFQ from Panel	RFQ from Panel	RFQ from Panel	

Project Management Unit	6 500 000.00	RFQ from Panel	Installation of 5 High Masts in Maluti	SCM PM/2026/2027-130	30-Jun-26	RFQ from Panel	RFQ from Panel	RFQ from Panel	RFQ from Panel	RFQ from Panel	RFQ from Panel	
Project Management Unit	1 500 000.00	RFQ from Panel	Installation of 5 High Masts with 200 streetlights in Cedarville	SCM PM/2026/2027-131	30-Jun-26	RFQ from Panel	RFQ from Panel	RFQ from Panel	RFQ from Panel	RFQ from Panel	RFQ from Panel	
Project Management Unit	3 832 919.00	RFQ from Panel	Rehabilitation of Cedarville Internal Streets Phase 2 (Khorong)	SCM PM/2026/2027-132	30-Jun-26	RFQ from Panel	RFQ from Panel	RFQ from Panel	RFQ from Panel	RFQ from Panel	RFQ from Panel	
Project Management Unit	8 000 000.00	RFQ from Panel	Rehabilitation of Matatiele Internal Streets Cluster 2	SCM PM/2026/2027-133	30-Jun-26	RFQ from Panel	RFQ from Panel	RFQ from Panel	RFQ from Panel	RFQ from Panel	RFQ from Panel	
Project Management Unit	3 982 650.00	RFQ from Panel	Chibini-Goxe Access Road	SCM PM/2026/2027-134	30-Jun-26	RFQ from Panel	RFQ from Panel	RFQ from Panel	RFQ from Panel	RFQ from Panel	RFQ from Panel	

Project Management Unit	5 342 650.00	RFQ from Panel	Mgubho Access Road	SCM PM/2026/2027-135	30-Jun-26	RFQ from Panel	RFQ from Panel	RFQ from Panel	RFQ from Panel	RFQ from Panel	RFQ from Panel	
Project Management Unit	8 811 043.00	RFQ from Panel	Maphokong Access Road & bridge	SCM PM/2026/2027-136	30-Jun-26	RFQ from Panel	RFQ from Panel	RFQ from Panel	RFQ from Panel	RFQ from Panel	RFQ from Panel	
Project Management Unit	2 108 148.00	RFQ from Panel	Hlomendlini Access Road	SCM PM/2026/2027-137	30-Jun-26	RFQ from Panel	RFQ from Panel	RFQ from Panel	RFQ from Panel	RFQ from Panel	RFQ from Panel	
Project Management Unit	1 813 290.00	RFQ from Panel	Motsekoa Access Road & bridge	SCM PM/2026/2027-138	30-Jun-26	RFQ from Panel	RFQ from Panel	RFQ from Panel	RFQ from Panel	RFQ from Panel	RFQ from Panel	
Project Management Unit	9 318 000.00	RFQ from Panel	Upgrading of Mahangwe Sports facility	SCM PM/2026/2027-139	30-Jun-26	RFQ from Panel	RFQ from Panel	RFQ from Panel	RFQ from Panel	RFQ from Panel	RFQ from Panel	

Project Management Unit	1 000 000.00	RFQ from Panel	Planning of Mountain Lake Road	SCM PM/2026/2027-140	30-Jun-26	RFQ from Panel	RFQ from Panel	RFQ from Panel	RFQ from Panel	RFQ from Panel	RFQ from Panel	
Project Management Unit	320 000.00	RFQ from Panel	Rehabilitation of Mbizeni Concrete	SCM PM/2026/2027-141	30-Jun-26	RFQ from Panel	RFQ from Panel	RFQ from Panel	RFQ from Panel	RFQ from Panel	RFQ from Panel	
MUNICIPAL MANAGER'S OFFICE												
Communications and SPU Unit												
Communications and SPU Unit	200 000.00	Request for Quotations	Mayoral Cup Prizes	SCM C&SPU/2026/2027-142	30-Jun-26	N/A	17-Jul-26	24-Jul-26	N/A	N/A	30-Jul-26	
Communications and SPU Unit	100 000.00	Request for Quotations	Miss Matatiele Prizes	SCM C&SPU/2026/2027-143	30-Jun-26	N/A	17-Jul-26	24-Jul-26	N/A	N/A	30-Jul-26	
Communications and SPU Unit	100 000.00	Request for Quotations	Matric Awards Ceremony/ Back to School/Wi	SCM C&SPU/2026/2027-155	30-Jun-26	N/A	17-Jul-26	24-Jul-26	N/A	N/A	30-Jul-26	

			nter and Autumn Classes									
Communications and SPU Unit	150 000.00	Request for Quotations	Mayor's Civic Honours Awards	SCM C&SPU/2026/2027-156	30-Jun-26	N/A	17-Jul-26	24-Jul-26	N/A	N/A	30-Jul-26	
Communications and SPU Unit	50 000.00	Request for Quotations	Sound System	SCM C&SPU/2026/2027-157	30-Jun-26	N/A	17-Jul-26	24-Jul-26	N/A	N/A	30-Jul-26	
Communications and SPU Unit	900 000.00	Competitive Bidding	Outdoor LED Billboad	SCM C&SPU/2026/2027-158	30-Jun-26	07-Sept-26	n/a	n/a	n/a	n/a	n/a	Awaiting advert
Communications and SPU Unit	100 000.00	Request for Quotations	Signage and Branding	SCM C&SPU/2026/2027-159	30-Jun-26	N/A	17-Jul-26	24-Jul-26	N/A	N/A	30-Jul-26	
Communications and SPU Unit	150 000.00	Request for Quotations	Gift Vouchers and Promotional Material for Designated Groups	SCM C&SPU/2026/2027-160	30-Jun-26	N/A	17-Jul-26	24-Jul-26	N/A	N/A	30-Jul-26	
Communications and SPU Unit	150 000.00	Request for Quotations	New MultiMedia Production	SCM C&SPU/2026/2027-161	30-Jun-26	N/A	17-Jul-26	24-Jul-26	N/A	N/A	30-Jul-26	

Communications and SPU Unit	100 000.00	Request for Quotations	Service Delivery Leaflets, Inforgraphics, Posters and Banners and Pamphlets	SCM C&SPU/2026/2027-162	30-Jun-26	N/A	17-Jul-26	24-Jul-26	N/A	N/A	30-Jul-26	
Communications and SPU Unit	600 000.00	Competitive Bidding	Local & Mainstream Media	SCM C&SPU/2026/2027-163	30-Jun-26	28-Jul-26	31-Jul-26	17-Aug-26	19-Aug-26	25-Aug-26	11-Sept-26	
Communications and SPU Unit	150 000.00	Request for Quotations	Signage,Billboards	SCM C&SPU/2026/2027-164	30-Jun-26	N/A	17-Jul-26	24-Jul-26	N/A	N/A	30-Jul-26	
Communications and SPU Unit	R150 000.00	Request for Quotations	Communication Hire	SCM C&SPU/2026/2027-164/01								
Communications and SPU Unit	R250 000.00	Request for Quotations	SOMA Catering	SCM C&SPU/2026/2027-164/02								
Communications and SPU Unit	R100 000.00	Request for Quotations	SOMA Marquee	SCM C&SPU/2026/2027-164/03								
Communications and SPU Unit	R300 000.00	Request for	SOMA Ttransport	SCM C&SPU/202								

		Quotations		6/2027-164/04								
Communications and SPU Unit	R350 000.00	Request for Quotations	Transport for Departmental for Departmental Activvities /	SCM C&SPU/2026/2027-164/05								
Communications and SPU Unit		Request for Quotations	Municipal Activities	SCM C&SPU/2026/2027-164/06								
Communications and SPU Unit	R510 000.00	Request for Quotations	Contracted Services Outsourced: Catering	SCM C&SPU/2026/2027-164/07								
Communications and SPU Unit	R150 000.00	Request for Quotations	Hire Charges	SCM C&SPU/2026/2027-164/08								
Communications and SPU Unit	R250 000.00	Request for Quotations	Advertising, Publicity and Marketing Signs	SCM C&SPU/2026/2027-164/09								
Communications and SPU Unit	R400 000.00	Request for Quotations	Achievements & Awards	SCM C&SPU/2026/2027-164/10								

Communications and SPU Unit		Request for Quotations	Advertising, Publicity and Marketing Signs	SCM C&SPU/2026/2027-164/11								
Communications and SPU Unit	R300 000.00	Request for Quotations	Event Promoters	SCM C&SPU/2026/2027-164/12								
Communications and SPU Unit	R350 000.00	Request for Quotations	Communications Transport	SCM C&SPU/2026/2027-164/13								
Communications and SPU Unit	R250 000.00	Request for Quotations	Newsletter & Posters	SCM C&SPU/2026/2027-164/14								
Communications and SPU Unit	R100 000.00	Request for Quotations	Posters	SCM C&SPU/2026/2027-164/15								
Communications and SPU Unit	R100 000.00	Request for Quotations	Meaintenance of Equipment	SCM C&SPU/2026/2027-164/16								
Communications and SPU Unit	R400 000.00	Request for Quotations	Publicity, Marketing & Municipal Acttvities	SCM C&SPU/2026/2027-164/17								

Internal Audit Unit												
Internal Audit Unit	2 000 000.00	Competitive Bidding	Internal Audit Software	SCM IA/2026/2027-165	30-Jun-26	27-Jul-26	11-Sept-26	29-Sept-26	N/A	N/A	N/A	Awaiting evaluation
Strategic Governance												
Strategic Governance	3 000 000.00	Competitive Bidding	E-PMS & eRisk system	SCM SG/2026/2027-166	N/A	2026/09/14	N/A	N/A	N/A	N/A	N/A	Awaiting advert
Strategic Governance												
Strategic Governance												
Strategic Governance												
Strategic Governance												
Strategic Governance												
Strategic Governance												
	R 238,109,364											

BIDS AWARDED IN THE FIRST QUARTER ENDED 30 September 2026

MATATIELE
LOCAL MUNICIPALITY

102 Main Street,
Matatiele
P.O. Box 35,
Matatiele, 4730
Tel: 039 737 3135
Fax: 039 737 3611

AWARDED TENDERS IN THE FIRST QUARTER ENDED 30 SEPTEMBER 2026

BID NUMBER	DATE OF AWARD	PROJECT NAME	CONTRACTOR/SERVICE PROVIDER	AWARD AMOUNT
MATAT/2025/2026-42	29/09/2026	Supply and delivery of 400 cubic meters/72tons of g5 materials & 30 000 paves interlocking 80mm	Alunamda Olwethu (Pty) Ltd	600 000.00
MATAT/2025/2026-97	29/09/2026	Cleaning and Refuse removal in the matatiele CBD	Stem-Pro (Pty) Ltd	5 981 599.00
MATAT/2025/2026-33	29/09/2026	Appointment of panel of four (4) turnkey electrical service providers (engineering and construction) to provide electrical services, including any work requiring professional engineering expertise for matatiele local municipality for a period of 3 years.	Mchenge Engineering JV WBP Plant Hire,Infinity Alliance JV Batebang BATAUNG, Igoda Projects (Pty) Ltd & AES Consulting JV Motcon Projects	Rates Based
Panel	14/09/2026	Construction of Chibini-Goxe acees road in ward 5	Ngcombela Civils and Plant Hire	6 461 771.80

Panel	14/09/2026	Rehabilitation of Cedarville internal streest	Mabona Civils and Plant Hire	8 243 709.20
Panel	16/09/2026	Construction of Maphokong access road and brudge in ward 4	MVI Construction and Maintenance JV SV Gqagqane	8 372 001.87

UNAUTHORISED, IRREGULAR, FRUITLESS AND WASTEFUL EXPENDITURE

No Unauthorised, irregular, Fruitless and wasteful expenditure was incurred for the quarter under review

INDIGENT MANAGEMENT

The indigent register for the 2025/26 has **R 10,319** beneficiaries registered to date.
A total of **R 1,002,376** has been incurred as expenditure for indigent beneficiaries as follows for quarter ended 30 September 2026

Electricity	R 592,559
Rates and refuse	R 409,816
Solor and Gas	R Nill

Challenges experienced during registration processes

- Applications submitted with incomplete information
- Delays in submitting applications for capturing.
- Returned applications forms not re-submitted for verification and capturing
- Delays / or slow pace in registering newly electrified beneficiaries by ESKOM

MUNICIPAL MANAGER'S QUALITY CERTIFICATE

QUALITY CERTICATE

I, **Adv Mothusi Frank Lepheana** the acting Municipal Manager of Matatiele Local Municipality do hereby certify that-

The quarterly budget statement (Section 52(d) Report) on the implementation of the budget and financial state of affairs of the municipality for the first quarter ended 30 September 2026 has been prepared in accordance with the Municipal Finance Management Act 2003 and Regulations made under that Act.

Print Name: ADV Mothusi Frank Lepheana

Municipal Manager of Matatiele Local Municipality

Signature: 

Date: 29/10/2026